

**INTERNAL QUALITY ASSURANCE CELL (IQAC)****Student Satisfaction Survey on Teaching-Learning Process- 2020-21**

As a part of improving quality in the Teaching-Learning and Evaluation process of **PACE Institute of Technology and Sciences**, Internal Quality Assurance Cell (IQAC) conducted an online survey for the students named Student Satisfactory Survey-2020-21.

The Survey consists of 21 Questions. Out of these 21 questions, 20 questions are closed-ended questions, where students need to select the answer from the pre-defined options on a scale of zero to four, with the most positive response rated as four and the most negative response rated as zero. The responses to these questions were represented on the bar graph. Furthermore, a separate single bar graph of the average score of all the questions was indicated separately.

The average was calculated as

$$\text{Percentage of score} = \frac{\sum G_i S_i}{\sum S_i}$$

Where, i is Grade scale i.e... 0 to 4

G_i is i^{th} grade point

S_i is no of i^{th} grade selected students

The 21st question is an open-ended question to elicit observations for improvement thereby providing an opportunity to students to give suggestions and criticism in their own words.

**INTERNAL QUALITY ASSURANCE CELL (IQAC)**

Following are questions for online student satisfaction survey regarding Teaching-Learning and Evaluation process.

1. How much of the syllabus was covered in the class?

- 4 – 85 to 100%
- 3 – 70 to 84%
- 2 – 55 to 69%
- 1 – 30 to 54%
- 0 – Below 30%

2. How well did the teachers prepare for the classes?

- 4 – Thoroughly
- 3 – Satisfactorily
- 2 – Poorly
- 1 – Indifferently
- 0 – Won't teach at all

3. How well were the teachers able to communicate?

- 4 – Always effective
- 3 – Sometimes effective
- 2 – Just satisfactorily
- 1 – Generally ineffective
- 0 – Very poor communication

4. The teacher's approach to teaching can best be described as

- 4 – Excellent
- 3 – Very good
- 2 – Good
- 1 – Fair
- 0 – Poor

5. Fairness of the internal evaluation process by the teachers.

- 4 – Always fair
- 3 – Usually fair
- 2 – Sometimes unfair
- 1 – Usually unfair
- 0 – Unfair

6. Was your performance in assignments discussed with you?

- 4 – Every time
- 3 – Usually
- 2 – Occasionally/Sometimes
- 1 – Rarely
- 0 – Never

7. The institute takes active interest in promoting internship, student exchange, field visit opportunities for students.

- 4 – Regularly
- 3 – Often
- 2 – Sometimes
- 1 – Rarely
- 0 – Never

**INTERNAL QUALITY ASSURANCE CELL (IQAC)****8. The teaching and mentoring process in your institution facilitates you in cognitive, social and emotional growth.**

- 4 – Significantly
- 3 – Very well
- 2 – Moderately
- 1 – Marginally
- 0 – Not at all

9. The institution provides multiple opportunities to learn and grow.

- 4 – Strongly agree
- 3 – Agree
- 2 – Neutral
- 1 – Disagree
- 0 – Strongly disagree

10. Teachers inform you about your expected competencies, course outcomes and programme outcomes.

- 4 – Every time
- 3 – Usually
- 2 – Occasionally/Sometimes
- 1 – Rarely
- 0 – Never

11. Your mentor does a necessary follow-up with an assigned task to you.

- 4 – Every time
- 3 – Usually
- 2 – Occasionally/Sometimes
- 1 – Rarely
- 0 – I don't have a mentor

12. The teachers illustrate the concepts through examples and applications.

- 4 – Every time
- 3 – Usually
- 2 – Occasionally/Sometimes
- 1 – Rarely
- 0 – Never

13. The teachers identify your strengths and encourage you with providing right level of challenges.

- 4 – Fully
- 3 – Reasonably
- 2 – Partially
- 1 – Slightly
- 0 – Unable to

14. Teachers are able to identify your weaknesses and help you to overcome them.

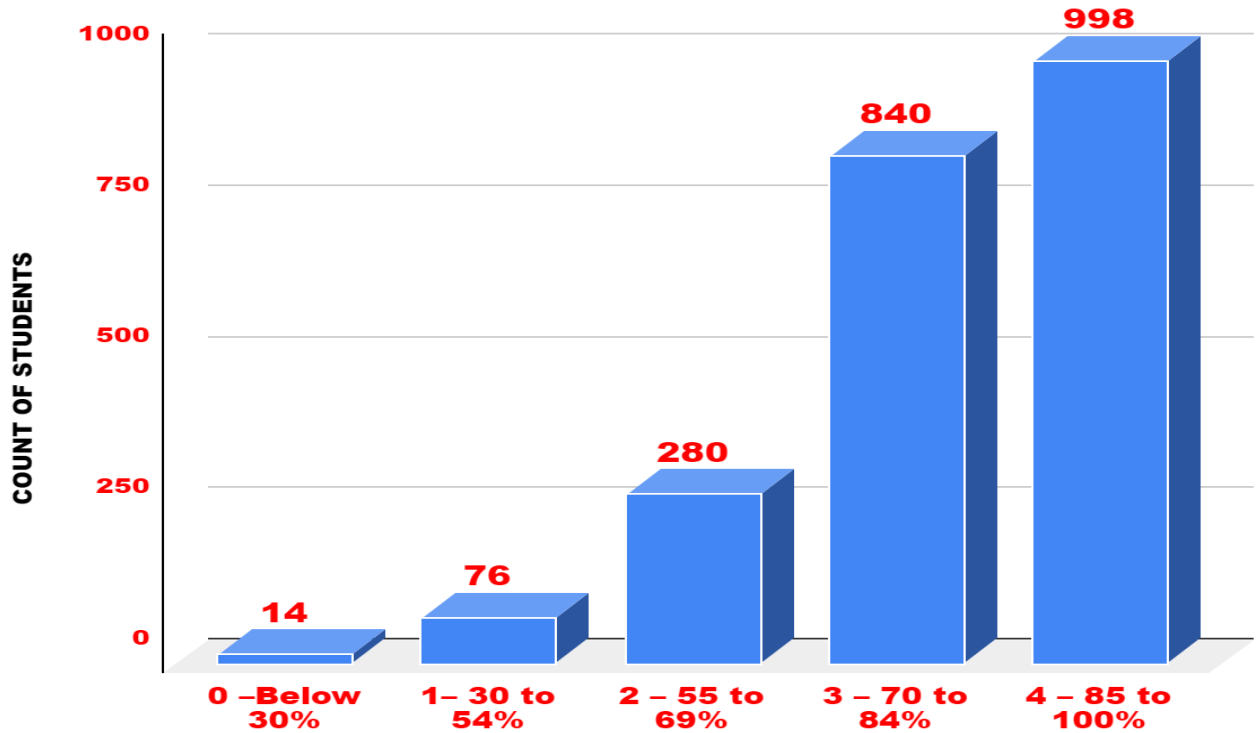
- 4 – Every time
- 3 – Usually
- 2 – Occasionally/Sometimes
- 1 – Rarely
- 0 – Never

**INTERNAL QUALITY ASSURANCE CELL (IQAC)**

- 15. The institution makes effort to engage students in the monitoring, review and continuous quality improvement of the teaching learning process.**
- 4 – Strongly agree
 - 3 – Agree
 - 2 – Neutral
 - 1 – Disagree
 - 0 – Strongly disagree
- 16. The institute/ teachers use student centric methods, such as experiential learning, participative learning and problem-solving methodologies for enhancing learning experiences.**
- 4 – To a great extent
 - 3 – Moderate
 - 2 – Somewhat
 - 1 – Very little
 - 0 – Not at all
- 17. Teachers encourage you to participate in extracurricular activities.**
- 4 – Strongly agree
 - 3 – Agree
 - 2 – Neutral
 - 1 – Disagree
 - 0 – Strongly disagree
- 18. Efforts are made by the institute/ teachers to inculcate soft skills, life skills and employability skills to make you ready for the world of work.**
- 4 – To a great extent
 - 3 – Moderate
 - 2 – Somewhat
 - 1 – Very little
 - 0 – Not at all
- 19. What percentage of teachers use ICT tools such as LCD projector, Multimedia, etc. while teaching?**
- 4 – Above 90%
 - 3 – 70 – 89%
 - 2 – 50 – 69%
 - 1 – 30 – 49%
 - 0 – Below 29%
- 20. The overall quality of teaching-learning process in your institute is very good.**
- 4 – Strongly agree
 - 3 – Agree
 - 2 – Neutral
 - 1 – Disagree
 - 0 – Strongly disagree
- 21. Give three observation / suggestions to improve the overall teaching – learning experience in your institution.**

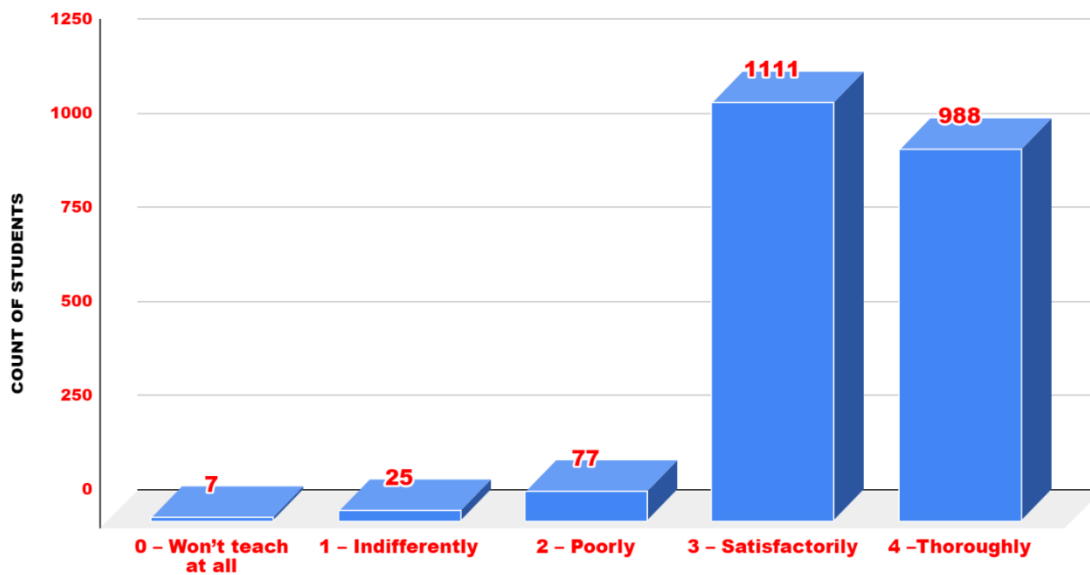
INTERNAL QUALITY ASSURANCE CELL (IQAC)

1. How much of the syllabus was covered in the class?



1. How much of the syllabus was covered in the class?

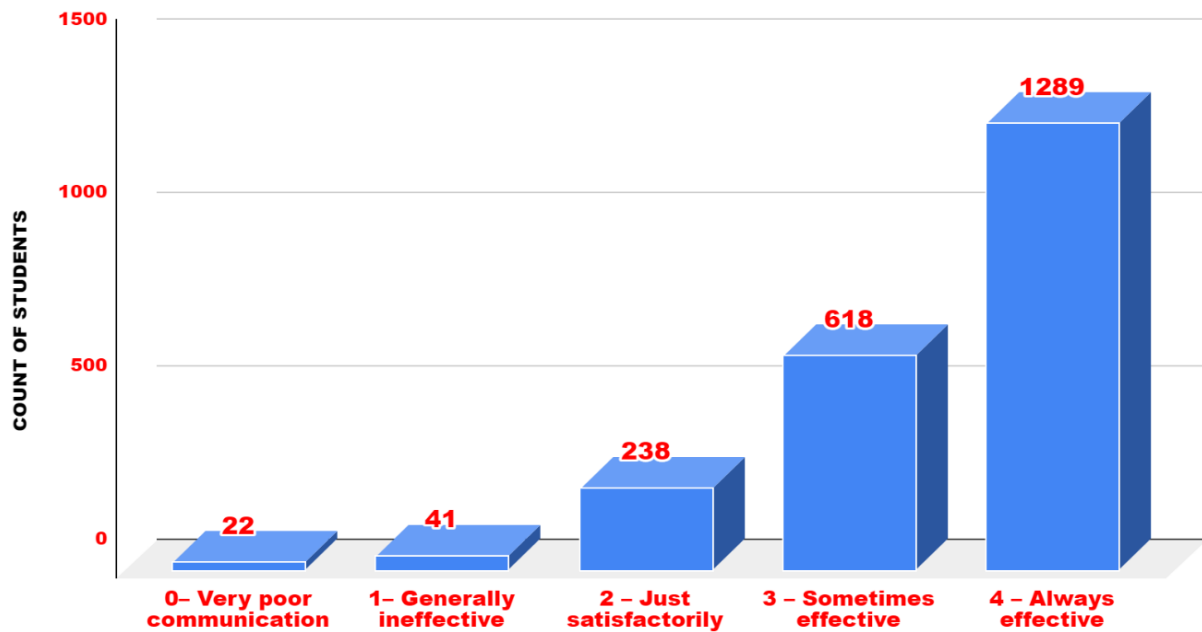
2. How well did the teachers prepare for the classes?



2. How well did the teachers prepare for the classes?

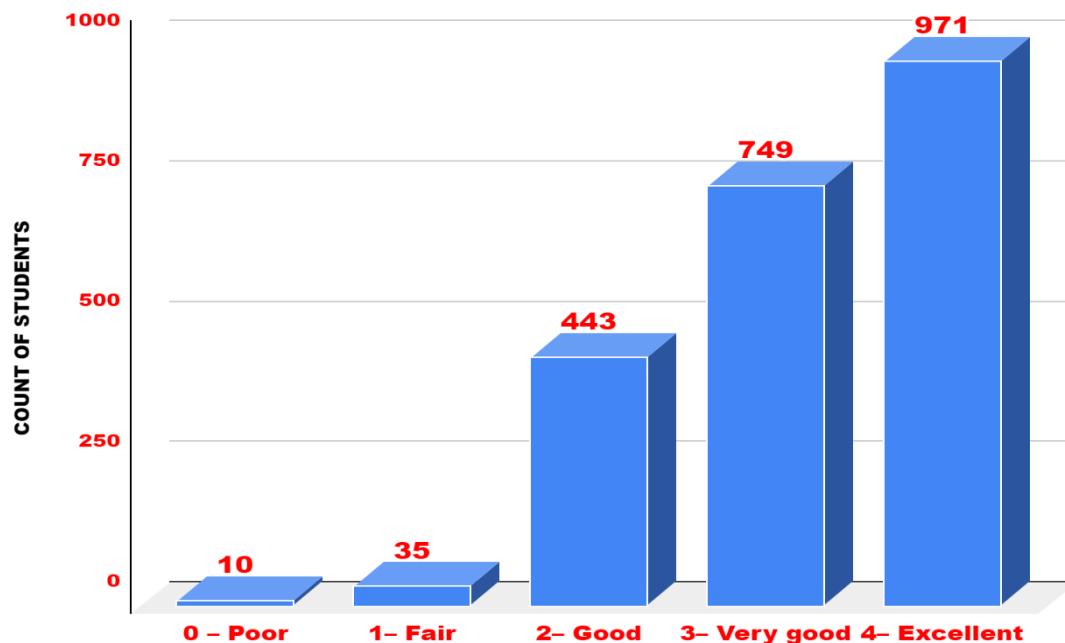
INTERNAL QUALITY ASSURANCE CELL (IQAC)

3. How well were the teachers able to communicate?



3. How well were the teachers able to communicate?

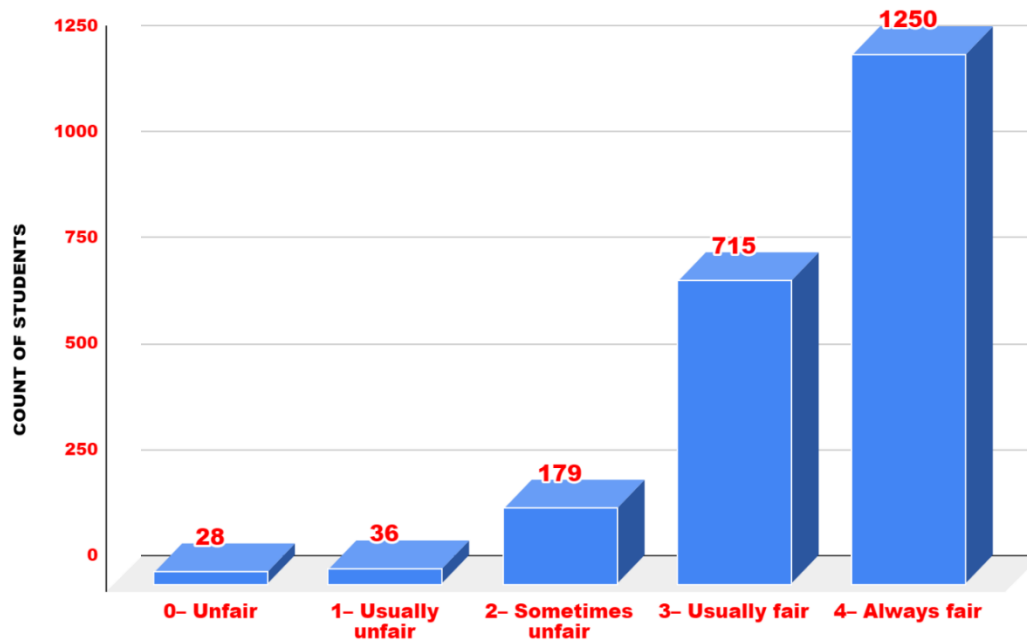
4. The teacher's approach to teaching can best be described as



4. The teacher's approach to teaching can best be described as

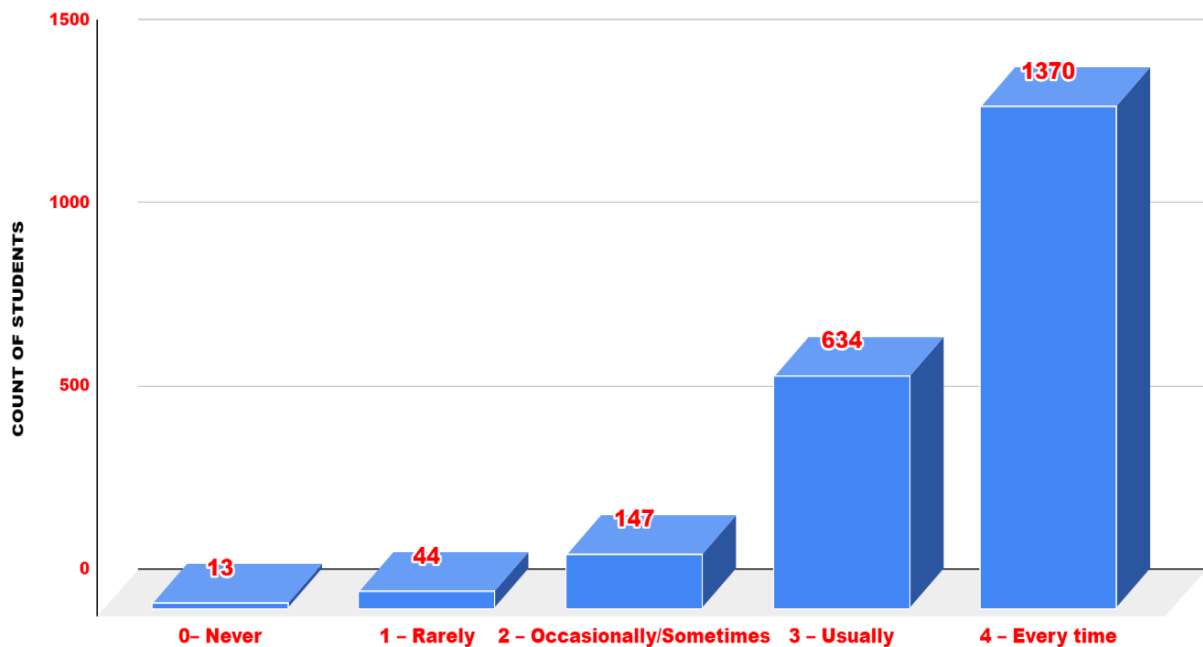
INTERNAL QUALITY ASSURANCE CELL (IQAC)

5. Fairness of the internal evaluation process by the teachers.



5. Fairness of the internal evaluation process by the teachers.

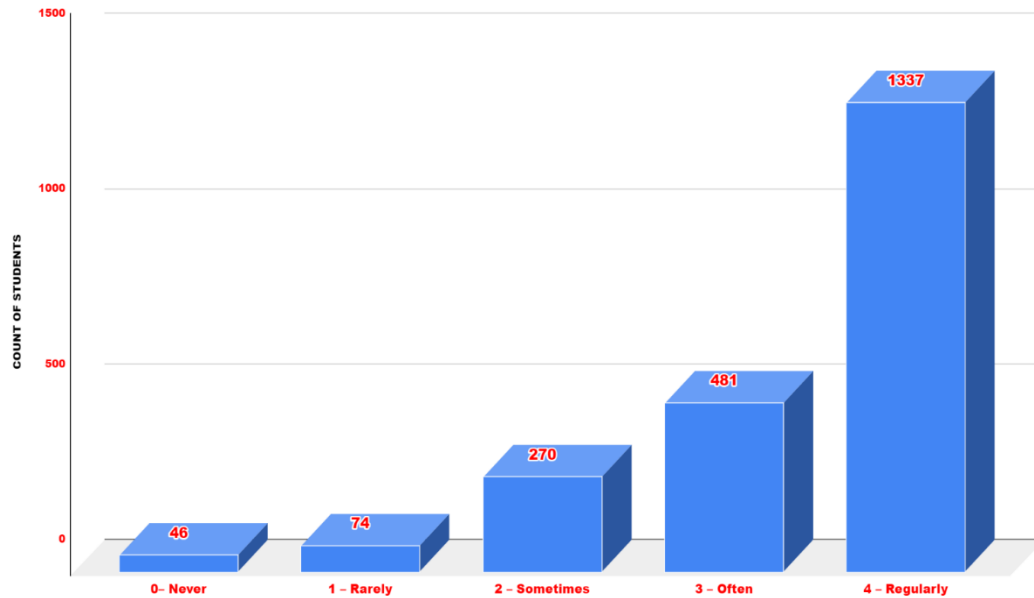
6. Was your performance in assignments discussed with you?



6. Was your performance in assignments discussed with you?

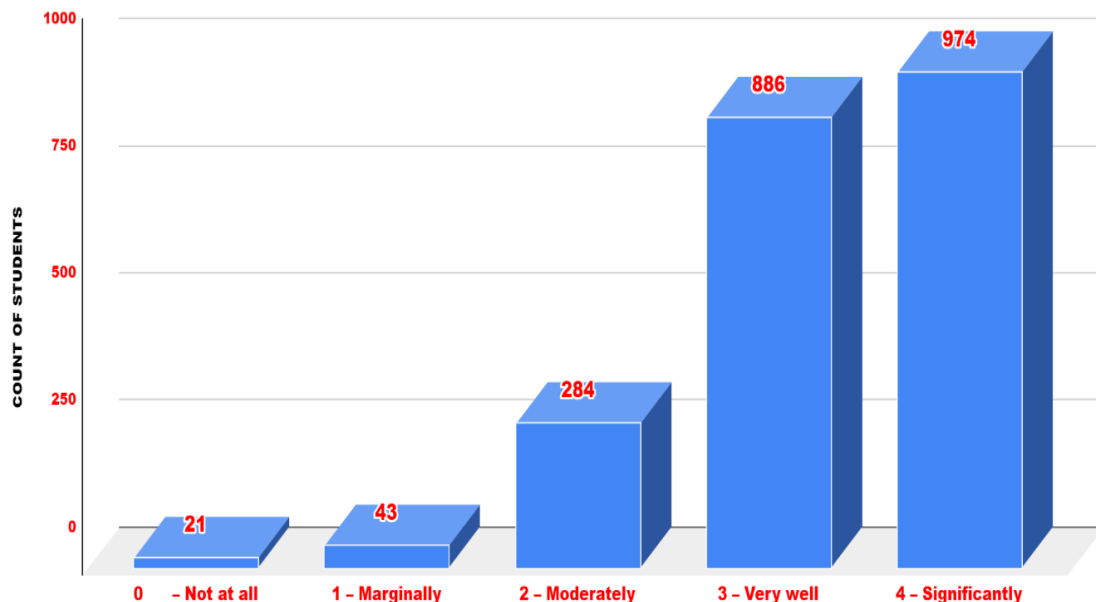
INTERNAL QUALITY ASSURANCE CELL (IQAC)

7. The institute takes active interest in promoting internship, student exchange, field visit opportunities for students.



7. The institute takes active interest in promoting internship, student exchange, field visit opportunities for students.

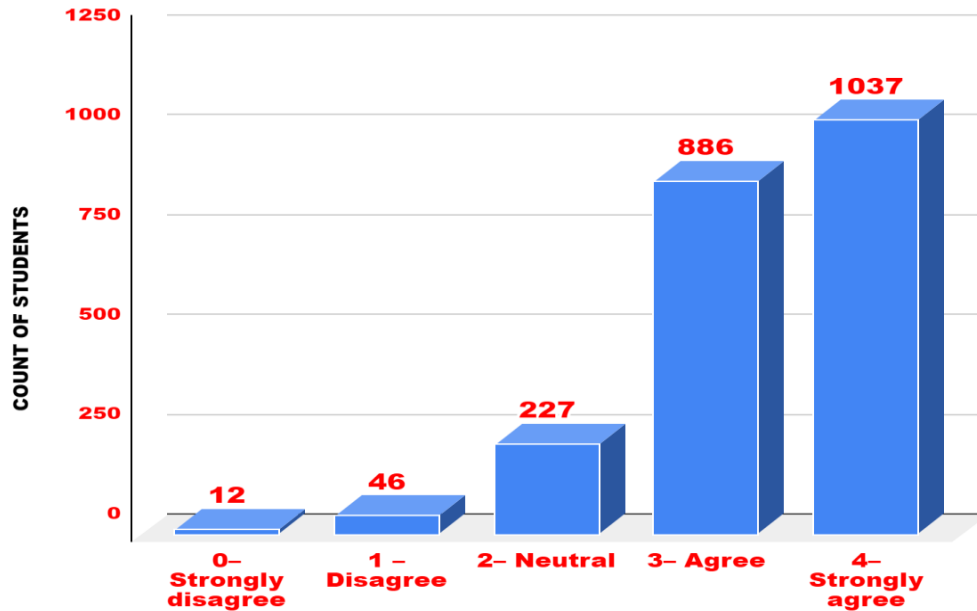
8. The teaching and mentoring process in your institution facilitates you in cognitive, social and emotional growth.



8. The teaching and mentoring process in your institution facilitates you in cognitive, social and emotional growth.

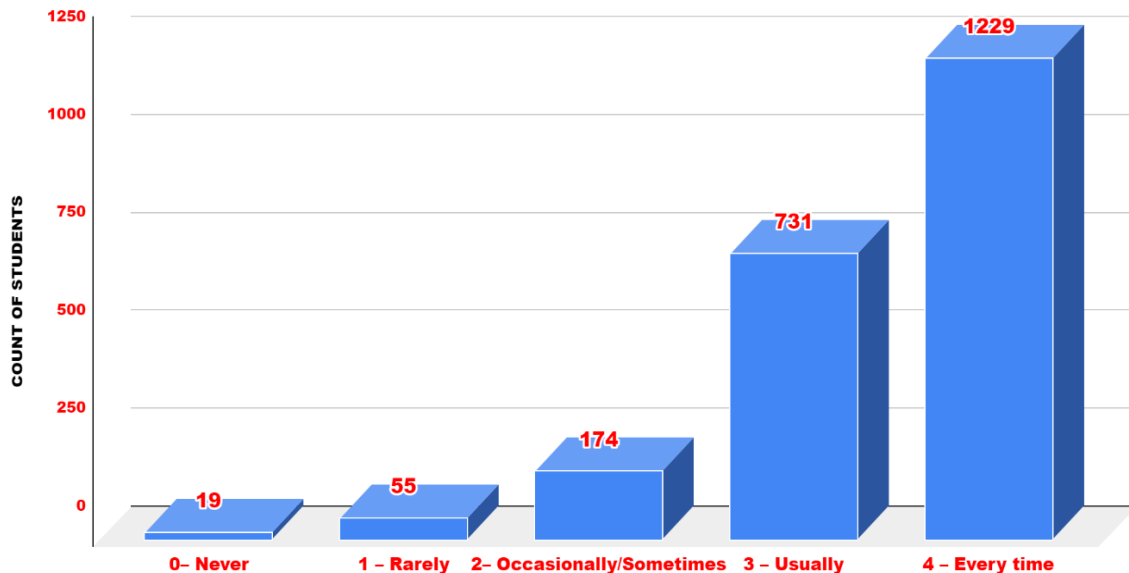
INTERNAL QUALITY ASSURANCE CELL (IQAC)

9. The institution provides multiple opportunities to learn and grow.



9. The institution provides multiple opportunities to learn and grow.

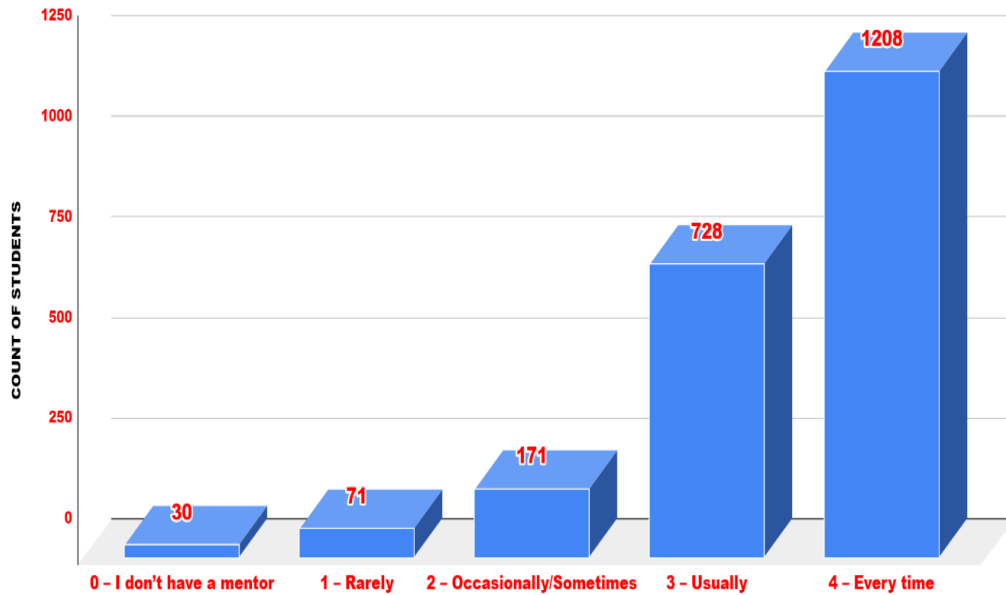
10. Teachers inform you about your expected competencies, course outcomes and program outcomes



10. Teachers inform you about your expected competencies, course outcomes and program outcomes.

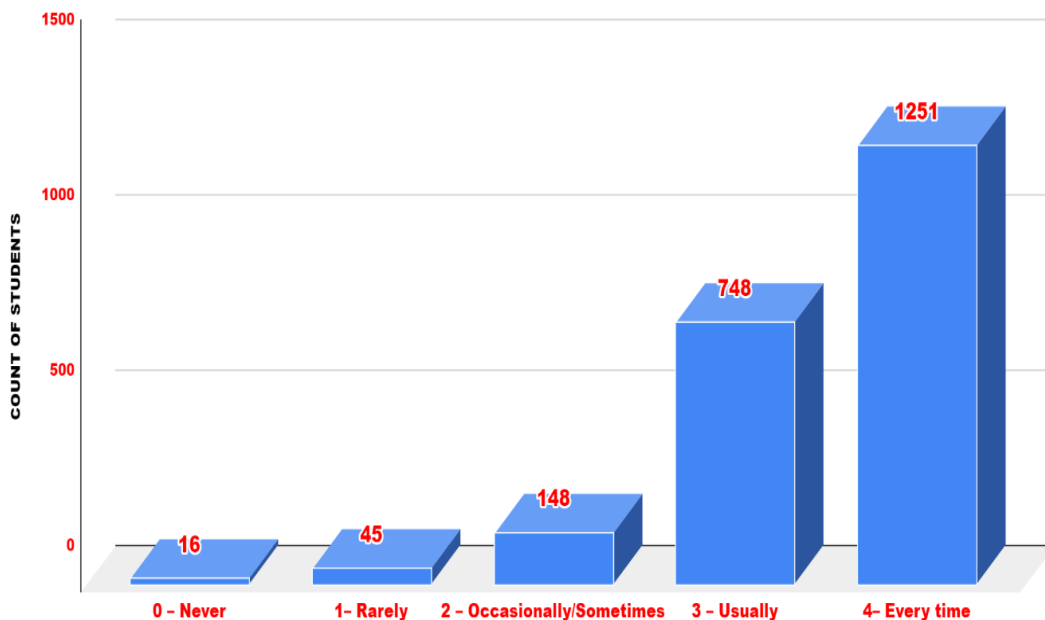
INTERNAL QUALITY ASSURANCE CELL (IQAC)

11. Your mentor does a necessary follow-up with an assigned task to you



11. Your mentor does a necessary follow-up with an assigned task to you.

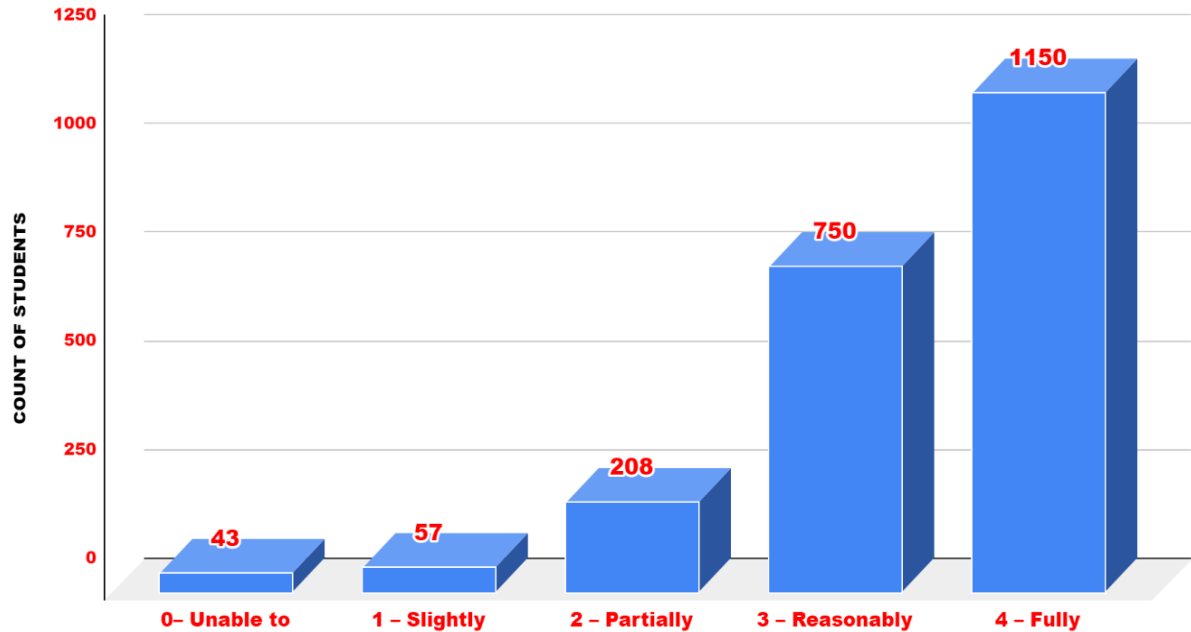
12. The teachers illustrate the concepts through examples and applications



12. The teachers illustrate the concepts through examples and applications

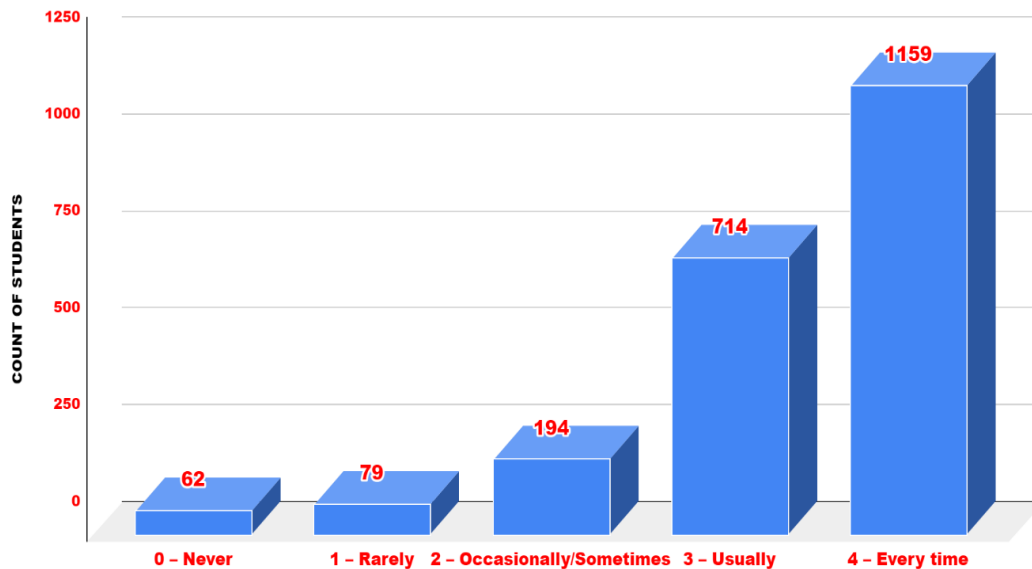
INTERNAL QUALITY ASSURANCE CELL (IQAC)

13. The teachers identify your strengths and encourage you with providing right level of challenges



13. The teachers identify your strengths and encourage you with providing right level of challenges.

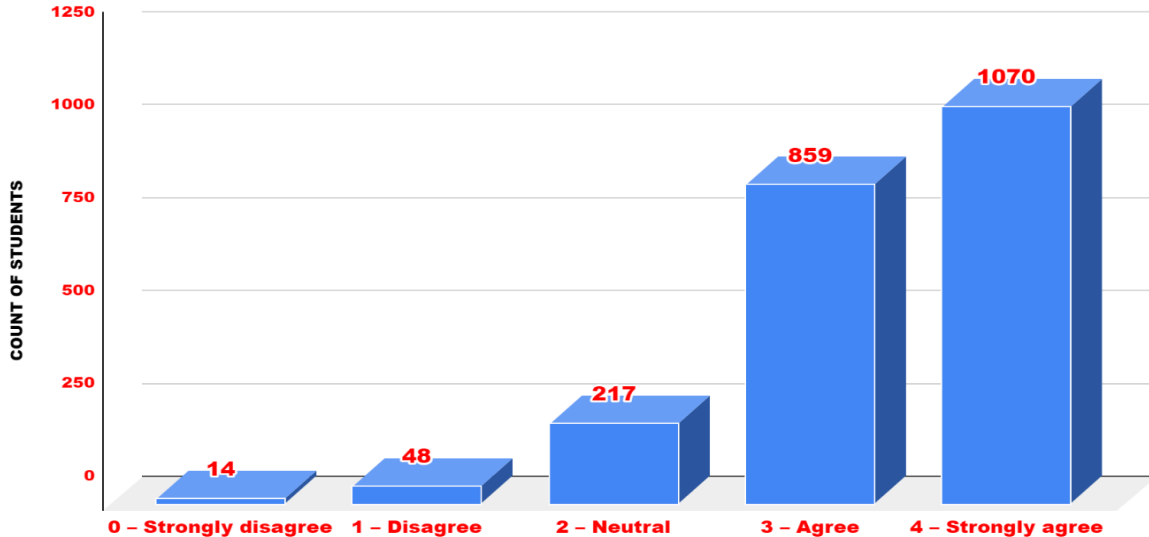
14. Teachers are able to identify your weaknesses and help you to overcome them



14. Teachers are able to identify your weaknesses and help you to overcome them

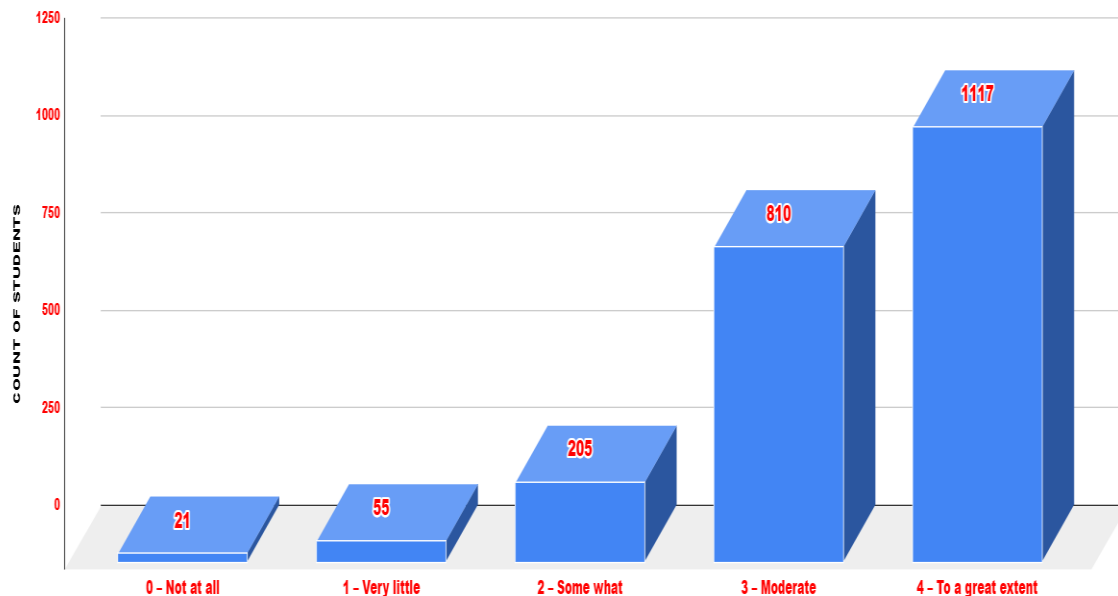
INTERNAL QUALITY ASSURANCE CELL (IQAC)

- 15. The institution makes effort to engage students in the monitoring, review and continuous quality improvement of the teaching learning process**



15. The institution makes effort to engage students in the monitoring, review and continuous quality

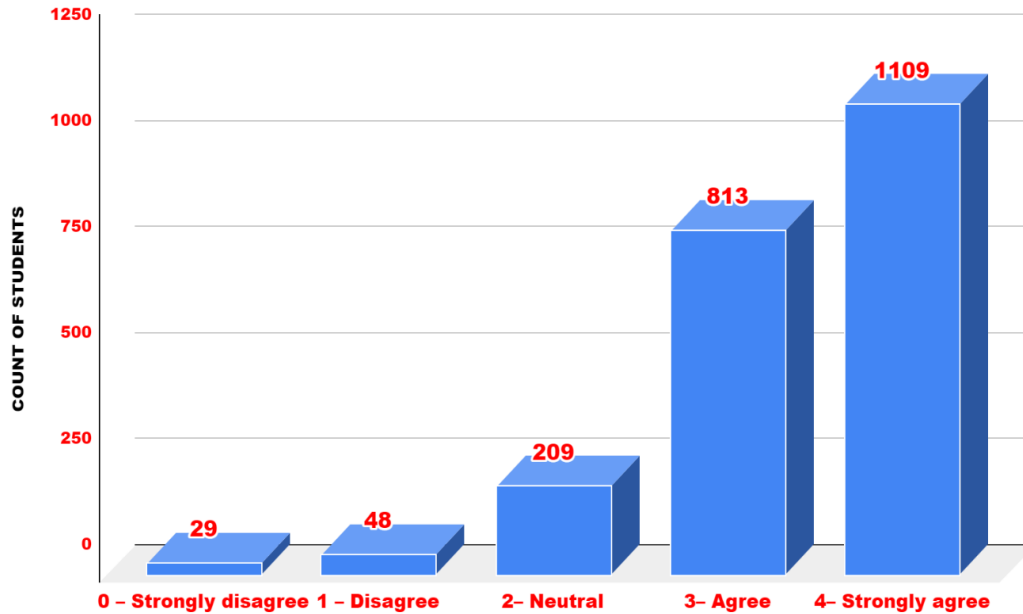
- 16. The institute/ teachers use student centric methods, such as experiential learning, participative learning and problem-solving methodologies for enhancing learning experiences**



16. The institute/ teachers use student centric methods, such as experiential learning, participative learning and problem solving methodologies for enhancing learning experiences.

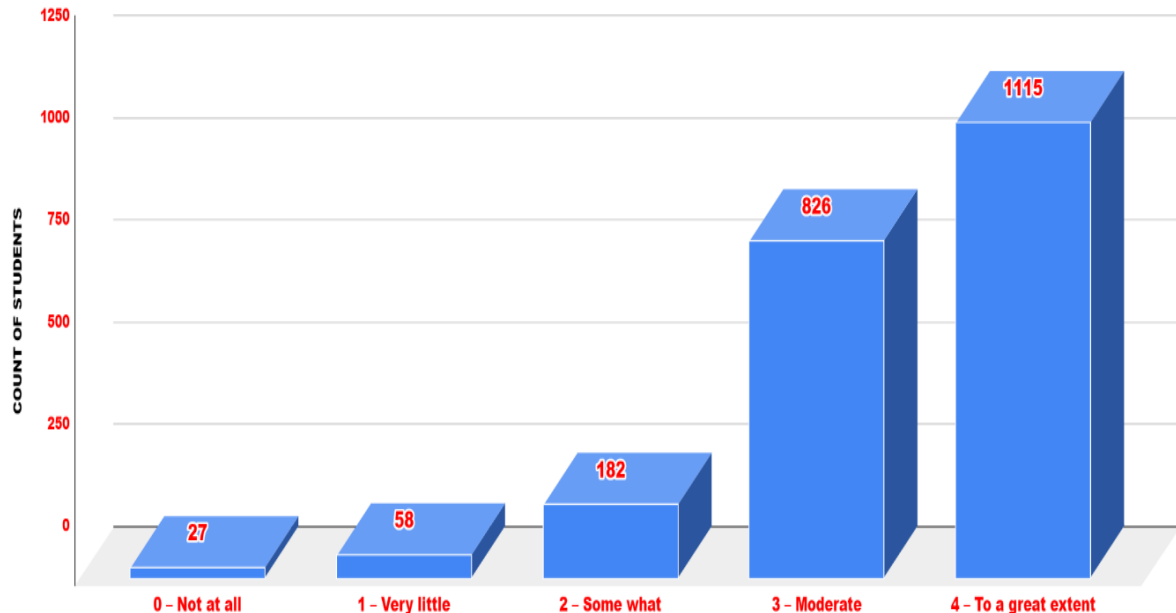
INTERNAL QUALITY ASSURANCE CELL (IQAC)

17. Teachers encourage you to participate in extracurricular activities.



17. Teachers encourage you to participate in extracurricular activities.

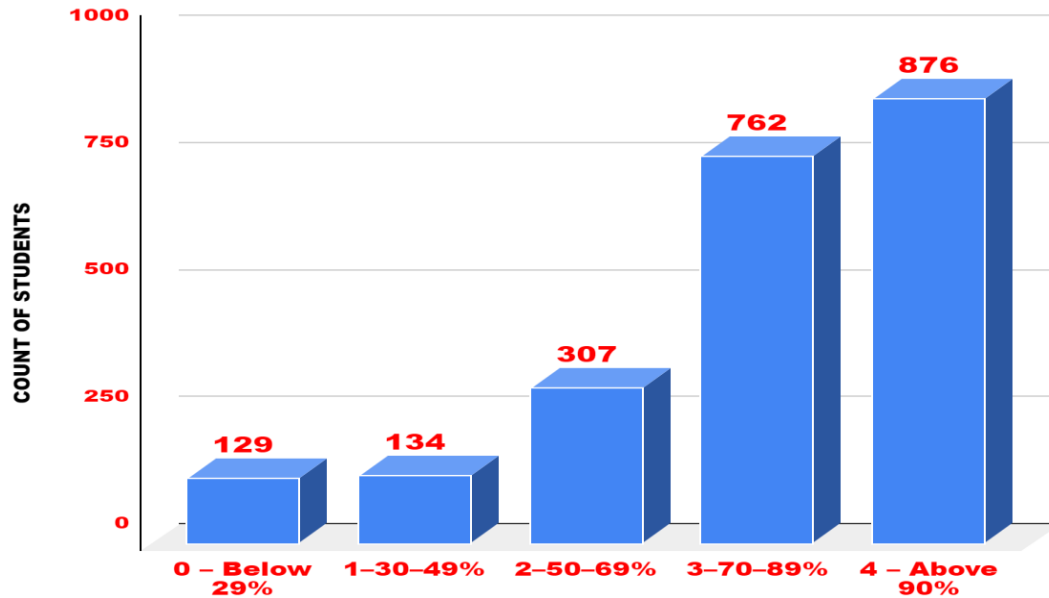
18. Efforts are made by the institute/ teachers to inculcate soft skills, life skills and employability skills to make you ready for the world of work



18. Efforts are made by the institute/ teachers to inculcate soft skills, life skills and employability skills to make you ready for the world of work.

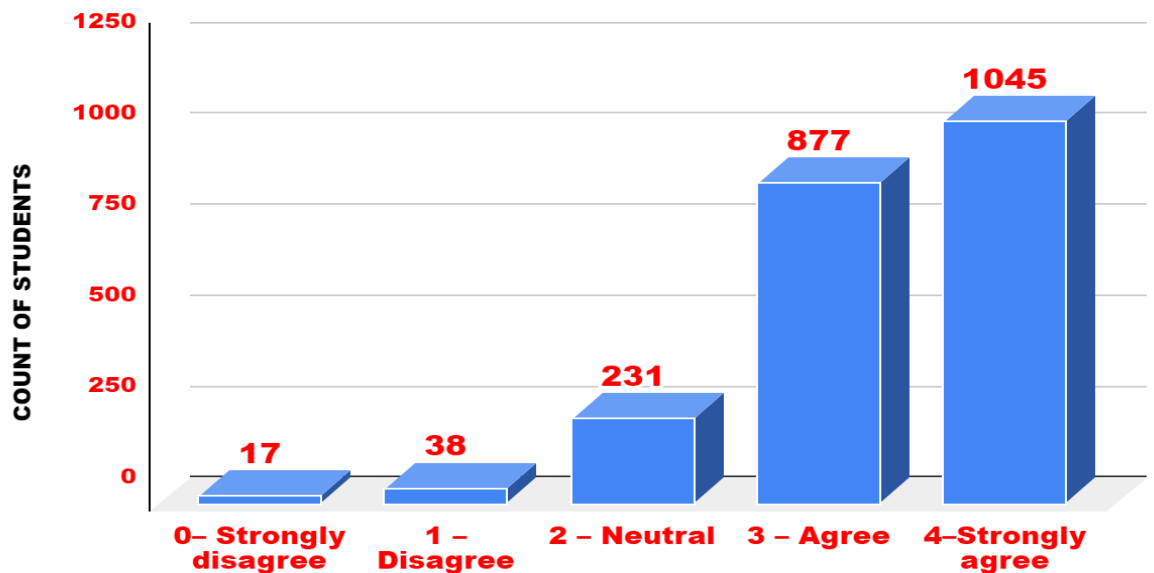
INTERNAL QUALITY ASSURANCE CELL (IQAC)

19. What percentage of teachers use ICT tools such as LCD projector, Multimedia, etc. while teaching?



19. Percentage of teachers use ICT tools

20. The overall quality of teaching-learning process in your institute is very good.



20. The overall quality of the teaching-learning process

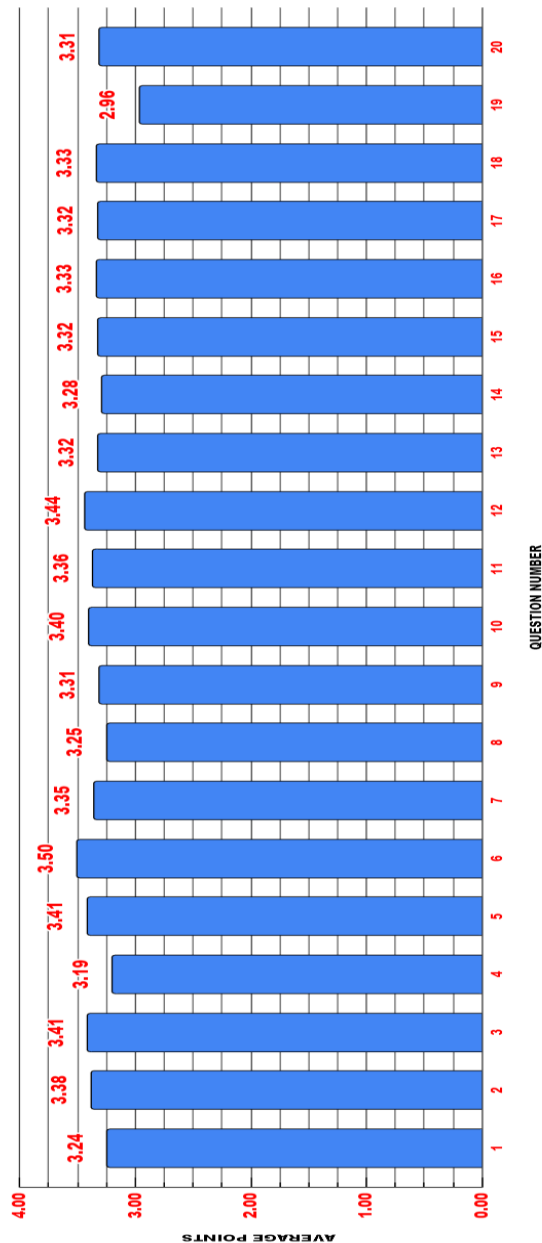


SRINIVASA EDUCATIONAL SOCIETY'S
PACE INSTITUTE OF TECHNOLOGY & SCIENCES
(AUTONOMOUS)

Approved by AICTE, Accredited by NBA & NAAC(A Grade), Recognized under 2(f) & 12(B) of UGC
Permanently Affiliated to JNTUK, Kakinada. A.P., An ISO 9001:2008 Certified Institution
NH-16, Near Valluramma Temple, ONGOLE - 523 272, A.P., INDIA, Ph.: 08592 278315, 9581456310 | www.pace.ac.in

INTERNAL QUALITY ASSURANCE CELL (IQAC)

The average of all individual questions





INTERNAL QUALITY ASSURANCE CELL (IQAC)

Tabular representation of data

| S No | Question | The number of students who opted | | | | | Average |
|------|---|----------------------------------|-----|-----|------|------|---------|
| | | 0 | 1 | 2 | 3 | 4 | |
| 1 | How much of the syllabus was covered in the class? | 14 | 76 | 280 | 840 | 998 | 3.24 |
| 2 | How well did the teachers prepare for the classes? | 7 | 25 | 77 | 1111 | 988 | 3.38 |
| 3 | How well were the teachers able to communicate? | 22 | 41 | 238 | 618 | 1289 | 3.41 |
| 4 | The teacher's approach to teaching can best be described as | 10 | 35 | 443 | 749 | 971 | 3.19 |
| 5 | Fairness of the internal evaluation process by the teachers. | 28 | 36 | 179 | 715 | 1250 | 3.41 |
| 6 | Was your performance in assignments discussed with you? | 13 | 44 | 147 | 634 | 1370 | 3.50 |
| 7 | The institute takes active interest in promoting internship, student exchange, field visit opportunities for students. | 46 | 74 | 270 | 481 | 1337 | 3.35 |
| 8 | The teaching and mentoring process in your institution facilitates you in cognitive, social and emotional growth. | 21 | 43 | 284 | 886 | 974 | 3.25 |
| 9 | The institution provides multiple opportunities to learn and grow. | 12 | 46 | 227 | 886 | 1037 | 3.31 |
| 10 | Teachers inform you about your expected competencies, course outcomes and program outcomes | 19 | 55 | 174 | 731 | 1229 | 3.40 |
| 11 | Your mentor does a necessary follow-up with an assigned task to you | 30 | 71 | 171 | 728 | 1208 | 3.36 |
| 12 | The teachers illustrate the concepts through examples and applications | 16 | 45 | 148 | 748 | 1251 | 3.44 |
| 13 | The teachers identify your strengths and encourage you with providing right level of challenges | 43 | 57 | 208 | 750 | 1150 | 3.32 |
| 14 | Teachers are able to identify your weaknesses and help you to overcome them | 62 | 79 | 194 | 714 | 1159 | 3.28 |
| 15 | The institution makes effort to engage students in the monitoring, review and continuous quality improvement of the teaching learning process | 14 | 48 | 217 | 859 | 1070 | 3.32 |
| 16 | The institute/ teachers use student centric methods, such as experiential learning, participative learning and problem-solving methodologies for enhancing learning experiences | 21 | 55 | 205 | 810 | 1117 | 3.33 |
| 17 | Teachers encourage you to participate in extracurricular activities. | 29 | 48 | 209 | 813 | 1109 | 3.32 |
| 18 | Efforts are made by the institute/ teachers to inculcate soft skills, life skills and employability skills to make you ready for the world of work | 27 | 58 | 182 | 826 | 1115 | 3.33 |
| 19 | What percentage of teachers use ICT tools such as LCD projector, Multimedia, etc. while teaching? | 129 | 134 | 307 | 762 | 876 | 2.96 |
| 20 | The overall quality of teaching-learning process in your institute is very good. | 17 | 38 | 231 | 877 | 1045 | 3.31 |



Report of the responses to question 21:

- Teaching is good.
- The teacher's motivation is excellent.
- Overall experience is fine.

Final Report of entire feedback

- The average score on the teaching-learning process is 3.3205 on scale of 4.
- Majority of students are happy with the teaching, learning, and evolution process implemented in PACE ITS.