



**DEPARTMENT OF COMPUTER SCIENCE AND
ENGINEERING (INTERNET OF THINGS AND CYBER
SECURITY INCLUDING BLOCK CHAIN TECHNOLOGY)**

ACADEMIC REGULATIONS (R21)

FOR

B. Tech Four Year Degree Programme

(Applicable for the batches admitted from the A.Y. 2021-22)

**PACE INSTITUTE OF TECHNOLOGY AND SCIENCES
(Autonomous)**

Approved by AICTE and Govt. of Andhra Pradesh, Accredited by NAAC(A Grade)
Recognized under 2(f) & 12(B) of UGC, Permanently Affiliated to JNTUK, Kakinada
NH-16, Near Valluramma Temple, Ongole-523272
Andhra Pradesh, India.

ACADEMIC REGULATIONS (R21) FOR B. TECH. (REGULAR)
Applicable for students of B. Tech. (Regular) from Academic Year 2021-22
onwards

Pace Institute of Technology and Sciences, Ongole, 2021 Regulations (R21 Regulations) applicable for all the students admitted into first year of all B.Tech programmes from the academic year 2021-22 & B.Tech Lateral Entry Scheme from the Academic Year 2022-23 onwards

1. Courses of study:

The following courses of study are offered at Pace Institute of Technology and Sciences, Ongole

Sl No	Branch	Short name	Code
1	Civil Engineering	CE	01
2	Electrical and Electronics Engineering	EEE	02
3	Mechanical Engineering	ME	03
4	Electronics & Communication Engineering	ECE	04
5	Computer Science and Engineering	CSE	05
6	Computer Science and Information Technology	CSIT	07
7	Information Technology	IT	12
8	Computer Science and Engineering (Internet of Things and Cyber Security Including Block Chain Technology)	CSE(IoT&CSBT)	47
9	Artificial Intelligence and Data Science	AIDS	54
10	Artificial Intelligence and Machine Learning	AIML	61
11	*Computer Science and Engineering (Indian Language)	CSE-R	63

* Notified in A.Y: 2022-2023

2. Medium of Instruction:

The medium of instruction of the entire B. Tech undergraduate programme in Engineering & Technology (including examinations and project reports) will be in English only. Similarly, the medium of instruction and examinations in AICTE approved Indian language B.Tech programme are in Telugu and English.

3. Admissions:

Admission to the B. Tech Programme shall be made subject to the eligibility, qualifications and specialization prescribed by the A.P. State Government/University from time to time. Admissions shall be made either on the basis of the merit rank obtained by the student in the common entrance examination conducted by the A.P. Government/University or on the basis of any other order of merit approved by the A.P. Government/University, subject to reservations as prescribed by the Government/University from time to time.

4. Programme Pattern:

- (i) Total duration of the B. Tech (Regular) Programme is four academic years.

- (ii) Each Academic year of study is divided in to two semesters.
- (iii) Minimum number of instruction days in each semester is 90.
- (iv) Grade points, based on percentage of marks awarded for each course will form the basis for calculation of SGPA (Semester Grade Point Average) and CGPA (Cumulative Grade Point Average).
- (v) The total credits for the Programme are 160.
- (vi) A three-week induction program is mandatory for all first year UG students and shall be conducted as per AICTE/UGC/APSCE guidelines.
- (vii) Student is introduced to “Choice Based Credit System (CBCS)”.
- (viii) A pool of interdisciplinary and job-oriented mandatory skill courses which are relevant to the industry are integrated into the curriculum of concerned branch of engineering (total five skill courses: two basic level skill courses, one on soft skills and other two on advanced level skill courses)
- (ix) A student has to register for all courses in a semester.
- (x) All the registered credits will be considered for the calculation of final CGPA.
- (xi) Each semester has – “Continuous Internal Evaluation” (CIE) and “Semester End Examination” (SEE). Choice Based Credit System (CBCS) and Credit Based Semester System (CBSS) as indicated by UGC and course structure as suggested by AICTE are followed.
- (xii) A 10 months industry/field mandatory internship, both industry and social, during the summer vacation and also in the final semester to acquire the skills required for job and prepare engineering graduates to connect with the needs of the industry and society at large.
- (xiii) The character of students and make them aware of social needs, the extracurricular/co-curricular activities are included, which do not carry any credits. These activities include National Service Scheme (NSS), National Cadet Corps (NCC), Yoga & Meditation, Sports & Games and Professional Club Activities.
- (xiv) Each department shall assign a faculty advisor/mentor after admission to each student or group of students from same department to provide guidance in courses registration/career growth/ placements/opportunities for higher studies/GATE/other competitive exams etc.

5. Subject/Course Classification:

All subjects/courses offered for the undergraduate programme in E & T (B. Tech degree programmes) are broadly classified as follows.

6. Registration for Courses:

- (i) The Department shall invite registration forms from the students at the beginning of the semester for the registration for courses each semester. The registration process shall be closed within one week. If any student

Sl No	Category	Code	APSCHE breakup of Credits	AICTE Credits of breakup
1	Humanities and social science including Management courses	HSMC	10.5	12
2	Basic Science courses	BSC	21	25
3	Engineering courses science	ESC	24	24
4	Professional core Courses	PCC	51	48
5	Open Elective Courses	OEC	12	18
6	Professional Courses Elective	PEC	15	18
7	Internship, seminar, project work	PROJ	16.5	15
8	Skill Oriented Courses	SC	10	-
9	Laboratory Courses	LC	-	-
10	Mandatory courses	MC	Non-credit	Non-credit
			160	160

wishes to withdraw the registration, he/she shall submit a letter to the principal through the class teacher/instructor and HOD. The principal shall communicate the registration and withdraw details courses of each student in a consolidated form to the college examination section.

- (ii) There are four open electives in each branch. All Open Electives are offered to students of all branches in general. A student shall choose an open elective, by consulting the HOD/advisor, from the list in such a manner that he/she has not studied the same course in any form during the Programme.
- (iii) A student shall be mandated to pursue two elective courses under MOOCs during the programme. Students are advised to register for only for minimum 12 weeks in duration MOOCs courses. Student has to pursue and acquire a certificate for a MOOC course only from the SWAYAM/NPTEL through online with the approval of Head of the Department in order to earn the 3 credits. The Head of the department shall notify the list of such courses at the beginning of the semester. The details of the MOOCs courses registered by the students shall be submitted to the college examination center. The Head of the Department shall appoint a mentor for each of the MOOC subjects registered by the students to monitor the student's assignment submissions given by SWAYAM/NPTEL. The student needs to submit all the assignments given and needs to take final exam at the proctor center. The student needs to earn a certificate by passing the exam. The student will be awarded the credits given in curriculum only by submission of the certificate. In case if student does not pass subjects registered through SWAYAM/NPTEL, the same or alternative equivalent subject may be registered again through SWAYAM/NPTEL in the next semester with the recommendation of HOD and shall be passed. Even, if any student not cleared the courses through MOOCs up to the 7th semester, he/she has to register for external examination through offline

mode in last semester of the programme (i.e., 8th Semester) at college level.

- (iv) Two summer internships or one internship and one Community Service Project (CSP), each with a minimum of six weeks duration shall be mandatorily done/completed respectively at the end of second and third years (during summer vacations). The internship can be done by the students at local industries, Govt. Organizations, Construction agencies, Industries, Hydel and thermal power projects and also in software MNCs. After completing the summer internship, the students shall register in the immediate respective odd semester and it will be evaluated at the end of the semester as per norms of the college. The student has to produce the summer internship satisfactory report and certificate taken from the organization to be considered for evaluation. The Department shall facilitate and monitor the student internship programs. Completion of internships is mandatory, if any student fails to complete internship, he/she will not be eligible for the award of degree. In such cases, the student shall repeat and complete the internship. The information pertaining to CSP is mentioned in Annexure-I.
- (v) In the final semester, the student should mandatorily register and undergo internship and in parallel he/she should work on a project with well-defined objectives. At the end of the semester the candidate shall submit an internship completion certificate and a project report. A student shall also be permitted to submit project report on the work carried out during the internship. The project report shall be evaluated with an external examiner.
- (vi) Curricular Framework for Skill oriented courses
 - (a) There are five (05) skill-oriented courses shall be offered during III to VII semesters and students must register and pass the courses successfully.
 - (b) For skill oriented/skill advanced course, one theory and two practical hours (1-0-2) or two theory hours (2-0-0) may be allotted as per the decision of concerned BOS.
 - (c) Out of the five skill courses; (i) two shall be skill-oriented courses from the same domain and shall be completed in second year (ii) Of the remaining three skill courses, one shall be necessarily be a soft skill course and the remaining 2 shall be skill-advanced courses either from the same domain or job-oriented skill courses, which can be of inter disciplinary nature.
 - (d) Students may register the interdisciplinary job-oriented skill courses based on the prerequisites and eligibility in consultation with HOD of the college.
 - (e) The student shall be given an option to choose either the skill courses being offered by the college or to choose a certificate course being

offered by Industries/Professional bodies/APSSDC or any other accredited bodies. However, the department has to assign mentors in the college to monitor the performance of the students.

- (f) If a student chooses to take a Certificate Course offered by industries/Professional bodies/APSSDC or any other accredited bodies, in lieu of the skill advanced course offered by the Department, then the department shall mark overall attendance of the student for the remaining courses in that semester excluding the skill course in all the calculations of mandatory attendance requirements upon producing a valid certificate. However, the student is deemed to have fulfilled the attendance requirement of the course, if the external agency issues a certificate with satisfactory condition. If the certificate issued by external agency is marked with unsatisfactory condition, then the student shall repeat the course either in the college or at external agency. The credits will be awarded to the student upon producing the successful Course Completion Certificate from the agency/professional bodies and after passing in the viva-voce examination conducted at college as per college norms at the end of the semester.

7. Award of B. Tech. Degree:

- (i) A student will be declared eligible for the award of B.Tech Degree if he fulfills the following academic regulations:
 - (a) A student shall be declared eligible for award of the B. Tech Degree, if he pursues a course of study in not less than four and not more than eight academic years.
 - (b) After eight academic years from the year of their admission, he/she shall forfeit their seat in B. Tech course and their admission stands cancelled.
 - (c) The student shall register for 160 credits and must secure all the 160 credits.
 - (d) All students shall register for NCC/NSS activities and will be required to participate in an activity specified by NSS officer during second and third semesters. Grade shall be awarded as Satisfactory or Unsatisfactory in the mark sheet on the basis of participation, attendance, performance and behavior. If a student gets an unsatisfactory Grade, he/she shall repeat the above activity in the subsequent years, in order to complete the degree requirements.
 - (e) Courses like Environmental Sciences, Universal Human Values, Ethics, Indian Constitution, Essence of Indian Traditional Knowledge etc., shall be included in the curriculum as non-credit mandatory courses. Environmental Sciences is to be offered compulsorily as mandatory course for all branches. A student has to secure 40% of the marks

allotted in the internal evaluation for passing the course. No marks or letter grade shall be allotted for all mandatory non-credit courses.

(f) Credit Definition:

1 Hour Lecture (L) per week	1 Credit
1 Hour Tutorial (T) per week	1 Credit
1 Hour Practical (P) per week	0.5 Credit
2 Hours Practical (Lab) per week	1 Credit

(ii) Award of B. Tech. (Honor)/B. Tech. (Minor):

B. Tech. with Honors or a B. Tech. with a Minor will be awarded if the student earns 20 additional credits are acquired as per the regulations/guidelines. The regulations/guidelines are separately provided. Registering for Honors/Minor is optional.

8. Attendance Requirements:

- (i) A student is eligible to write the semester end examinations if he acquires a minimum of 40% in each course and 75% of attendance in aggregate of all the courses.
- (ii) Condonation of shortage of attendance in aggregate up to 10% (65% and above and below 75%) may be granted by the College Academic Committee. However, this condonation concession is applicable only to any two semesters during the entire programme.
- (iii) Shortage of Attendance below 65% in aggregate shall not be condoned.
- (iv) A student who is short of attendance in a semester may seek re-admission into that semester when offered within 4 weeks from the date of commencement of class work.
- (v) Students whose shortage of attendance is not condoned in any semester are not eligible to write their semester end examination of that class.
- (vi) A stipulated fee of Rs. 500/- in the concerned semester shall be payable towards condonation of shortage of attendance. Students availing condonation on medical ground shall produce a medical certificate issued by the competitive authority.
- (vii) A student will be promoted to the next semester if he satisfies the (i) attendance requirement of the present semester and (ii) minimum required credits.
- (viii) If any candidate fulfills the attendance requirement in the present semester, he shall not be eligible for readmission into the same class.
- (ix) For induction programme attendance shall be maintained as per AICTE norms.
- (x) For non-credit mandatory courses the students shall maintain the attendance similar to credit courses.

9. Evaluation-Distribution and Weightage of marks:

- (i) Paper setting and evaluation of the answer scripts shall be done as per the procedures laid down by the College Examination section from time to time.
- (ii) For non-credit mandatory courses, like Environmental Sciences, Universal Human Values, Ethics, Indian Constitution, Essence of Indian Traditional Knowledge, the student has to secure 40% of the marks allotted in the internal evaluation for passing the course. No marks or letter grade shall be allotted for all mandatory non-credit courses.
- (iii) A student is deemed to have satisfied the minimum academic requirements if he has earned the credits allotted to each theory/practical design/drawing subject/ project etc by securing not less than 35% of marks in the semester end exam and minimum 40% of marks in the sum total of the internal marks and semester end examination marks together.
- (iv) Distribution and Weightage of marks:

The assessment of the student's performance in each course will be based on Continuous Internal Evaluation (CIE) and Semester-End Examination (SEE). The performance of a student in each semester shall be evaluated course-wise with a maximum of 100 marks for theory course and 50 marks for practical course. For theory courses the distribution shall be 30 marks for Internal Evaluation and 70 marks for the Semester End Examinations.

Sl.No	Components	Internal	External	Total
1	Theory	30	70	100
2	Engineering Graphics/Design/Drawing	30	70	100
3	Practical	15	35	50
4	Internship/Industrial Training/ Skill Development programme/Research Project	-	50	50
5	Mini Project	50	-	50
6	Project Work	60	140	200

(v) Continuous Internal Theory Evaluation:

- (a) For theory subjects, during a semester, there shall be two mid-term examinations. Each mid-term examination consists of (i) one online objective examination (ii) one descriptive examination and (iii) one assignment. The online examination (objective) shall be 10 marks and descriptive examination shall be for 15 marks with a total duration of 1 hour 50 minutes (20 minutes for objective and 90 minutes for descriptive paper).
- (b) The first online examination (objective) is set with 20 multiple choice questions for 10 marks (20 questions x $\frac{1}{2}$ marks) from first two and half units (50% of the syllabus). The descriptive examination is set with 3 full questions for 5 marks each from first two and half units (50% of the syllabus), the student has to answer all questions. In the similar lines, the second online and descriptive examinations shall be conducted on the rest of the syllabus.

- (c) The assignment is given by the concerned class teacher for five marks from first two and half units (50% of the syllabus). The second assignment shall be given from rest of the syllabus. The first assignment should be submitted before the conduct of the first mid-term examination, and the second assignment should be submitted before the conduct of the second mid-term examination. However, There shall be no assignment with viva voce and class room tests for Applied/Engineering physics course. Finalized internal marks for Applied/Engineering physics course can be calculated with 80% weightage for the better of the two mid-term examinations and 20% for the other shall be considered for marks of 25 and is added to virtual lab - assignments 5 marks for awarding total 30 marks.
- (d) The total marks secured by the student in each mid-term examination are evaluated for 30 marks. The first mid marks (Mid-1) consisting of marks of online objective examination, descriptive examination and assignment shall be submitted to the college examination section within one week after completion of first mid examination.
- (e) The mid marks submitted to the college examination section shall be displayed in the concerned department notice boards for the benefit of the students.
- (f) If any discrepancy found in the submitted Mid-1 marks, it shall be brought to the notice of college examination section within one week from the submission.
- (g) Second mid marks (Mid-2) consisting of marks of online objective examination, descriptive examination and assignment shall also be submitted to College examination section within one week after completion of second mid examination and it shall be displayed in the notice boards. If any discrepancy found in the submitted mid-2 marks, it shall be brought to the notice of college examination section within one week from the submission.
- (h) Internal marks can be calculated with 80% weightage for better of the two mids and 20% Weightage for another mid exam.
- (i) Example:
 Mid-1 marks = Marks secured in (online examination-1 + descriptive examination-1 + one assignment-1)
 Mid-2 marks = Marks secured in (online examination-2 + descriptive examination-2 + one assignment-2)
 Final internal Marks = (Best of (Mid-1/Mid-2) marks x 0.8 + Least of (Mid-1/Mid-2) marks x 0.2)
- (j) With the above criteria, college examination section will send mid marks of all courses in consolidated form to all the concerned departments and same shall be displayed in the concerned department notice boards. If any discrepancy found, it shall be brought to the notice of college examination section through proper channel within

one week with all proofs. Discrepancies brought after the given deadline will not be entertained under any circumstances.

- (k) For practical subjects there shall be continuous evaluation during the semester for 15 internal marks. The internal 15 marks shall be awarded as follows: day to day work - 5 marks, Record-5 marks and the remaining 5 marks to be awarded by conducting an internal laboratory test.
- (l) A student is required to undergo a mini project of his/her choice by applying theoretical concepts to develop a practical component /element/system that includes design/ testing/ analysis. The performance of a student in the mini project shall be internal evaluation by a three-member committee constituted by the HoD as per the following parameters: Innovation-10 Marks, Mini project report-15 Marks, Presentation-15 Marks and remaining 10 Marks to be awarded by conducting an internal Viva voce.

(vi) Semester End Theory Examinations Evaluation:

- (a) The semester end examinations will be conducted college examination section for 70 marks consists of five questions carrying 14 marks each. Each of these questions is from one unit and may contain sub-questions. For each question there will be an “either” “or” choice, which means that there will be two questions from each unit and the student should answer either of the two questions.
- (b) For practical subjects the end examination shall be conducted by the teacher concerned and external examiner appointed by Chief Controller of Examinations for 35 marks.

Note: Laboratory marks and the internal marks awarded by the department are not final. The marks are subject to scrutiny and scaling by the Chief Controller of Examinations wherever felt desirable. The internal and laboratory marks awarded by the department will be referred to a Committee. The Committee shall arrive at a scaling factor and the marks will be scaled as per the scaling factor. The recommendations of the Committee are final and binding. All the laboratory records and internal test papers shall be preserved in respective departments as per college norms and shall be produced to the Committees of University as and when they ask for.

- (c) For the course having design and / or drawing (such as Engineering Graphics, Engineering Drawing, Machine Drawing) and estimation, the distribution shall be 30 marks for internal evaluation (15 marks for continuous Assessment (day-to-day work) and 15 marks for internal tests) and 70 marks for end examination. There shall be two internal tests in a Semester for 15 marks each and final marks can be calculated with 80% weightage for better of the two tests and 20% weightage for other test and these are to be added to the marks obtained in day-to-day work.

- (d) Evaluation of the summer internships: It shall be completed in collaboration with local industries, Govt. Organizations, construction agencies, Industries, Hydel and thermal power projects and also in software MNCs in the area of concerned specialization of the UG programme. Students shall pursue this internship during summer vacation just before its offering as per course structure. The minimum duration of this course shall be at least 6 weeks. The student shall register for the internship as per course structure after commencement of academic year. A supervisor/mentor/advisor has to be allotted to guide the students for taking up the summer internship. The supervisor shall monitor the attendance of the students while taking up the internship. Attendance requirements are as per the norms of the College. After successful completion, students shall submit a summer internship technical report to the concerned department and appear for an oral presentation before the departmental committee consists of an external examiner appointed by the Chief Controller of Examinations; Head of the Department, supervisor of the internship and a senior faculty member of the department. A certificate from industry/skill development center shall be included in the report. The report and the oral presentation shall carry 40% and 60% weightages respectively. It shall be evaluated for 50 external marks at the end of the semester. There shall be no internal marks for Summer Internship. A student shall secure minimum 40% of marks for successful completion. In case, if a student fails, he/she shall reappear as and when semester supplementary examinations are conducted by the College.
- (e) The job-oriented skill courses may be registered at the department or at any accredited external agency. A student shall submit a record/report on the on the list skills learned. If the student completes job-oriented skill course at external agency, a certificate from the agency shall be included in the report. The course will be evaluated at the end of the semester for 50 marks (record: 15 marks and viva-voce: 35 marks) along with laboratory end examinations in the presence of external (appointed by the Chief Controller of Examinations) and internal examiner (course instructor or mentor). There are no internal marks for the job-oriented skill courses.
- (f) Mandatory Course (M.C): Environmental Sciences, Universal Human Values, Ethics, Indian Constitution, Essence of Indian Traditional Knowledge etc non-credit (zero credits) mandatory courses. Environmental Sciences shall be offered compulsorily as mandatory course for all branches. A minimum of 75% attendance is mandatory in these subjects. There shall be an external examination for 70 marks and it shall be conducted by the department internally. Two internal examinations shall be conducted for 30 marks and a student has to

secure at least 40% of the marks for passing the course. There is no online internal exam for mandatory courses. No marks or letter grade shall be printed in the transcripts for all mandatory non-credit courses, but only Completed (SA)/Not-completed (US) will be specified.

- (g) Elective Course through Massive Open Online Course (MOOC) as Program Elective course. The student shall register for the course (Minimum of 12 weeks) offered by SWAYAM/NPTEL through online with the approval of Head of the Department. The Head of the Department shall appoint one mentor for each of the MOOC subjects offered. The student needs to register the course in the SWAYAM/NPTEL portal. During the course, the mentor monitors the student's assignment submissions given by SWAYAM/NPTEL. The student needs to submit all the assignments given and needs to take final exam at the proctor center. The student needs to earn a certificate by passing the exam. The student will be awarded the credits given in curriculum only by submission of the certificate. In case if student does not pass subjects registered through SWAYAM/NPTEL, the same or alternative equivalent subject may be registered again through SWAYAM/NPTEL in the next semester with the recommendation of HOD and shall be passed.
- (h) Major Project (Project - Project work, seminar and internship in industry): In the final semester, the student should mandatorily register and undergo internship and in parallel he/she should work on a project with well-defined objectives. At the end of the semester the candidate shall submit an internship completion certificate and a project report. A student shall also be permitted to submit project report on the work carried out during the internship. The project report shall be evaluated with an external examiner. Evaluation: The total marks for project work 200 marks and distribution shall be 60 marks for internal and 140 marks for external evaluation. The supervisor assesses the student for 30 marks (Report: 15 marks, Seminar: 15 marks). At the end of the semester, all projects shall be showcased at the department for the benefit of all students and staff and the same is to be evaluated by the departmental Project Review Committee consisting of supervisor, a senior faculty and HOD for 30 marks. The external evaluation of Project Work is a Viva-Voce Examination conducted in the presence of internal examiner and external examiner appointed by the Chief Controller of Examinations and is evaluated for 140 marks.

10. **Recounting of Marks in the Semester End Examination:**

A student can request for recounting of his/her answer book on payment of a prescribed fee as per college norms.

11. Re-evaluation of the End Semester Examination:

A student can request for Revaluation of his/her answer book on payment of a prescribed fee as per college norms.

12. Supplementary Examinations:

A student who has failed to secure the required credits can appear for a supplementary examination, as per the schedule announced by the college.

13. Malpractices in Examinations:

Disciplinary action shall be taken in case of malpractices during Mid/End examinations as per the rules framed by the college.

14. Promotion Rules:

The following academic requirements have to be satisfied in addition to the attendance requirements mentioned in item no.8 for promotion to higher classes

- (a) A student shall be promoted from first year to second year if he fulfills the minimum attendance requirement as per College norms.
- (b) A student will be promoted from II to III year if he fulfills the academic requirement of 40% of credits up to either II year I-Semester or II year II-Semester from all the examinations, whether or not the candidate takes the examinations and secures prescribed minimum attendance in II year II semester.
- (c) A student shall be promoted from III year to IV year if he fulfills the academic requirements of 40% of the credits up to either III year I semester or III year II semester from all the examinations, whether or not the candidate takes the examinations and secures prescribed minimum attendance in III year II semester.

15. Course Pattern:

The entire course of study is for four academic years; all years are on semester pattern

- (a) A student eligible to appear for the semester end examination in a course, but absent from it or has failed in the semester end examination, may write the exam in that course when conducted next.
- (b) When a student is detained for lack of credits/shortage of attendance, he may be re-admitted into the same semester/year in which he has been detained. However, the academic regulations under which he was first admitted shall continue to be applicable to him.

16. Earning of Credit:

A student shall be considered to have completed a course successfully and earned the credits if he/she secures an acceptable letter grade in the range A+ to E as given below. Letter grade 'F' in any course implies failure of the student in that course and no credits earned. Absent is also treated as no credits earned. For project same % percentages will be followed for grading.

Marks Range Theory (Max – 100)	Marks Range Lab (Max – 50)	Level	Letter Grade	Grade Point
≥ 90	≥ 45	Outstanding	O	10
$\geq 80 \leq 89$	$\geq 40 \leq 44$	Excellent	S	9
$\geq 70 \leq 79$	$\geq 35 \leq 39$	Very Good	A	8
$\geq 60 \leq 69$	$\geq 30 \leq 34$	Good	B	7
$\geq 50 \leq 59$	$\geq 25 \leq 29$	Fair	C	6
$\geq 40 \leq 49$	$\geq 20 \leq 24$	Pass	P	5
< 40	< 20	Fail	F	0
-	-	Absent	AB	0

17. Computation of SGPA and CGPA

The UGC recommends the following procedure to compute the Semester Grade Point Average (SGPA) and Cumulative Grade Point Average (CGPA):

- (a) SGPA(S_k) of k^{th} semester (1 to 8) is ratio of sum of the product of the number of credits with the grade points scored by a student in all the courses taken by a student and the sum of the total number of credits of all the courses undergone/registered by a student, i.e.,

$$SGPA(S_k) = \frac{\sum_{i=1}^n (C_i \times G_i)}{\sum_{i=1}^n C_i}$$

- (b) CGPA: The CGPA is calculated in the same manner taking into account all the 'm' courses/subjects registered by student over all the semesters of a Programme i.e., in all eight semesters

$$CGPA = \frac{\sum_{i=1}^n (C_i \times S_i)}{\sum_{i=1}^n C_i}$$

- (c) SGPA and CGPA shall be rounded off to 2 decimal points and reported in transcripts.
- (d) While computing the SGPA/CGPA, the subjects in which the student is awarded Zero grade points will also be included.
- (e) Grade Point: It is a numerical weight allotted to each letter grade on a 10-point scale.
- (f) Letter Grade: It is an index of the performance of students in a said course. Grades are denoted by letters O, S, A, B, C, P, F and AB.
- (g) As per AICTE regulations, conversion of CGPA into equivalent percentage as follows:

$$EquivalentPercentage = (CGPA - 0.75) \times 10$$

- (h) Illustration of Computation of SGPA and CGPA

(i) Illustration for SGPA:

Let us assume there are 6 subjects in a semester. The grades obtained as follows:

Course	Credit	Grade Obtained	Grade point	Si= Credit Point (Credit x Grade)
Subject 1	3	A	8	3 X 8 = 24
Subject 2	4	B	7	4 X 7 = 28
Subject 3	3	C	6	3 X 6 = 18
Subject 4	3	O	10	3 X 10 = 30
Subject 5	3	P	5	3 X 5 = 15
Subject 6	4	C	6	4 X 6 = 24
	20			139

Thus, SGPA = $139/20 = 6.95 = 6.9$ (approx.)

Semester 1	Semester 2	Semester 3	Semester 4
Credits: 19.5 SGPA: 6.9	Credits: 19.5 SGPA: 7.8	Credits: 21.5 SGPA: 5.6	Credits: 21.5 SGPA: 6.0
Semester 5	Semester 6	Semester 7	Semester 8
Credits: 21.5 SGPA: 6.3	Credits: 21.5 SGPA: 8.0	Credits: 23 SGPA: 6.4	Credits: 12 SGPA: 7.5

(ii) **Illustration for CGPA:**

Thus,

$$CGPA = \frac{19.5 \times 6.9 + 19.5 \times 7.8 + 21.5 \times 5.6 + 21.5 \times 6.0 + 21.5 \times 6.3 + 21.5 \times 8.0 + 23 \times 6.4 + 12 \times 7.5}{160} = 6.75$$

18. Award of Class

After a student has satisfied the requirements prescribed for the completion of the program and is eligible for the award of B. Tech. Degree, he shall be placed in one of the following four classes:

Class Awarded	CGPA to be secured	Remarks
First Class with Distinction	≥ 7.75 (without any supplementary appearance)	From the CGPA secured from 160 credits
First Class	≥ 6.75	
Second Class	$\geq 5.75 < 6.75$	
Pass Class	$\geq 5.00 < 5.75$	

19. Minimum Instruction Days

The minimum instruction days for each semester shall be 90 working days. There shall be no branch transfers after the completion of the admission process. There shall be no transfer from one college/stream to another within the Constituent Colleges and Units of Jawaharlal Nehru Technological University Kakinada.

20. Withholding of Results

If the student is involved in indiscipline/malpractices/court cases, the result of the student will be withheld.

21. Transitory Regulations

- (i) Discontinued or detained candidates are eligible for re-admission as and when next offered.

- (ii) The re-admitted candidate will be governed by the rules & regulations under which the candidate has been admitted.
- (a) In case of transferred students from other Universities, credits shall be transferred to PACE as per the academic regulations and course structure of College.
- (b) The students seeking transfer to PACE from various other Universities / Institutions have to obtain the credits of any equivalent subjects as prescribed by PACE. In addition, the transferred candidates have to pass the failed subjects at the earlier Institute with already obtained internal/sessional marks to be conducted by PACE.

22. Gap - Year

Gap Year concept of Student Entrepreneur in Residence shall be introduced and outstanding students who wish to pursue entrepreneurship are allowed to take a break of one year at any time after I/II/III year to pursue entrepreneurship full time. This period shall be counted for the maximum time for graduation. An evaluation committee at college level shall be constituted to evaluate the proposal submitted by the student and the committee shall decide on permitting the student for availing the Gap Year.

23. General

- (i) Wherever the words “he”, “him”, “his”, occur in the regulations, they include “she”, “her”, “hers”.
- (ii) The academic regulation should be read as a whole for the purpose of any interpretation.
- (iii) In case of any doubt or ambiguity in the interpretation of the above rules, the decision of the competent authority of the college is final.
- (iv) The College may change or amend the academic regulations or syllabi at any time and the changes or amendments made shall be applicable to all the students with effect from the dates notified by the College.

ACADEMIC REGULATIONS (R21) FOR B. TECH. (LATERAL ENTRY SCHEME)
Applicable for students admitted into II B. Tech. from the Academic Year
2022-23 onwards

1. Award of B. Tech. Degree

A student will be declared eligible for the award of B. Tech. Degree if he fulfills the following academic regulations:

(a) A student shall be declared eligible for the award of the B. Tech Degree, if he pursues a course of study in not less than three academic years and not more than six academic years. After six academic years from the year of their admission, he/she shall forfeit their seat in B. Tech course and their admission stands cancelled.

(b) The candidate shall register for 121 credits and secure all the 121 credits.

2. The attendance regulations of B. Tech. (Regular) shall be applicable to B.Tech (lateral entry).

3. Promotion Rule

A student shall be promoted from second year to third year if he fulfills the minimum attendance requirement.

A student shall be promoted from III year to IV year if he fulfills the academic requirements of 40% of the credits up to either III year I semester or III year II semester from all the examinations, whether or not the candidate takes the examinations and secures prescribed minimum attendance in III year II semester.

4. Award of Class

After a student has satisfied the requirement prescribed for the completion of the program and is eligible for the award of B. Tech. Degree, he shall be placed in one of the following four classes:

Class Awarded	CGPA to be secured	Remarks
First Class with Distinction	≥ 7.75 (without any supplementary appearance)	From the CGPA secured from 121 credits
First Class	≥ 6.75	
Second Class	$\geq 5.75 < 6.75$	
Pass Class	$\geq 5.00 < 5.75$	

The Grades secured, Grade points and Credits obtained will be shown separately in the memorandum of marks.

5. All the other regulations as applicable to B. Tech. 4-year degree course (Regular) will hold good for B.Tech. (Lateral Entry Scheme).

Annexure-I

COMMUNITY SERVICE PROJECT

I. Introduction

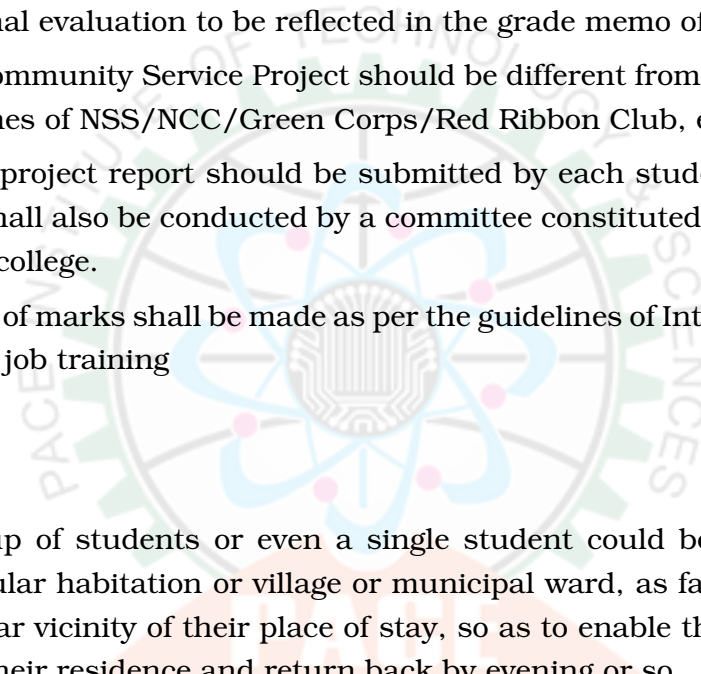
- (1) Community Service Project is an experiential learning strategy that integrates meaningful community service with instruction, participation, learning and community development
- (2) Community Service Project involves students in community development and service activities and applies the experience to personal and academic development.
- (3) Community Service Project is meant to link the community with the college for mutual benefit. The community will be benefited with the focused contribution of the college students for the village/ local development. The college finds an opportunity to develop social sensibility and responsibility among students and also emerge as a socially responsible institution.

II. Objective

Community Service Project should be an integral part of the curriculum, as an alternative to the 2 months of Summer Internships / Apprenticeships / On the Job Training, whenever there is an exigency when students cannot pursue their summer internships. The specific objectives are;

- (i) To sensitize the students to the living conditions of the people who are around them
- (ii) To help students to realize the stark realities of the society.
- (iii) To bring about an attitudinal change in the students and help them to develop societal consciousness, sensibility, responsibility and accountability
- (iv) To make students aware of their inner strength and help them to find new /out of box solutions to the social problems.
- (v) To make students socially responsible citizens who are sensitive to the needs of the disadvantaged sections.
- (vi) To help students to initiate developmental activities in the community in coordination with public and government authorities.
- (vii) To develop a holistic life perspective among the students by making them study culture, traditions, habits, lifestyles, resource utilization, wastages and its management, social problems, public administration system and the roles and responsibilities of different persons across different social systems.

III. Implementation of Community Service Project

- 
- (i) Every student should put in a minimum of 180 hours for the Community Service Project during the summer vacation.
 - (ii) Each class/section should be assigned with a mentor.
 - (iii) Specific Departments could concentrate on their major areas of concern. For example, Dept. of Computer Science can take up activities related to Computer Literacy to different sections of people like - youth, women, house-wives, etc
 - (iv) A log book has to be maintained by each of the student, where the activities undertaken/involved to be recorded.
 - (v) The log book has to be countersigned by the concerned mentor/faculty in charge.
 - (vi) Evaluation to be done based on the active participation of the student and grade could be awarded by the mentor/faculty member.
 - (vii) The final evaluation to be reflected in the grade memo of the student.
 - (viii) The Community Service Project should be different from the regular programmes of NSS/NCC/Green Corps/Red Ribbon Club, etc.
 - (ix) Minor project report should be submitted by each student. An internal Viva shall also be conducted by a committee constituted by the principal of the college.
 - (x) Award of marks shall be made as per the guidelines of Internship/apprentice/ on the job training

IV. Procedure

- (1) A group of students or even a single student could be assigned for a particular habitation or village or municipal ward, as far as possible, in the near vicinity of their place of stay, so as to enable them to commute from their residence and return back by evening or so.
- (2) The Community Service Project is a twofold one –
 - (a) First, the student/s could conduct a survey of the habitation, if necessary, in terms of their own domain or subject area. Or it can even be a general survey, incorporating all the different areas. A common survey format could be designed. This should not be viewed as a duplication of work by the Village or Ward volunteers, rather, it could be another primary source of data.
 - (b) Secondly, the student/s could take up a social activity, concerning their domain or subject area. The different areas, could be like –
 - Agriculture
 - Health
 - Marketing and Cooperation
 - Animal Husbandry

- Horticulture
- Fisheries
- Sericulture
- Revenue and Survey
- Natural Disaster Management
- Irrigation
- Law & Order
- Excise and Prohibition
- Mines and Geology
- Energy
- Internet
- Free Electricity
- Drinking Water

(V) Expected Outcomes

(1) Benefits of Community Service Project to Students

Learning Outcomes

- (a) Positive impact on students' academic learning
- (b) Improves students' ability to apply what they have learned in "the real world"
- (c) Positive impact on academic outcomes such as demonstrated complexity of understanding, problem analysis, problem-solving, critical thinking, and cognitive development
- (d) Improved ability to understand complexity and ambiguity

Personal Outcomes

- (a) Greater sense of personal efficacy, personal identity, spiritual growth, and moral development
- (b) Greater interpersonal development, particularly the ability to work well with others, and build leadership and communication skills

Social Outcomes

- (a) Reduced stereotypes and greater inter-cultural understanding
- (b) Improved social responsibility and citizenship skills
- (c) Greater involvement in community service after graduation

Career Development

- (a) Connections with professionals and community members for learning and career opportunities
- (b) Greater academic learning, leadership skills, and personal efficacy can lead to greater opportunity

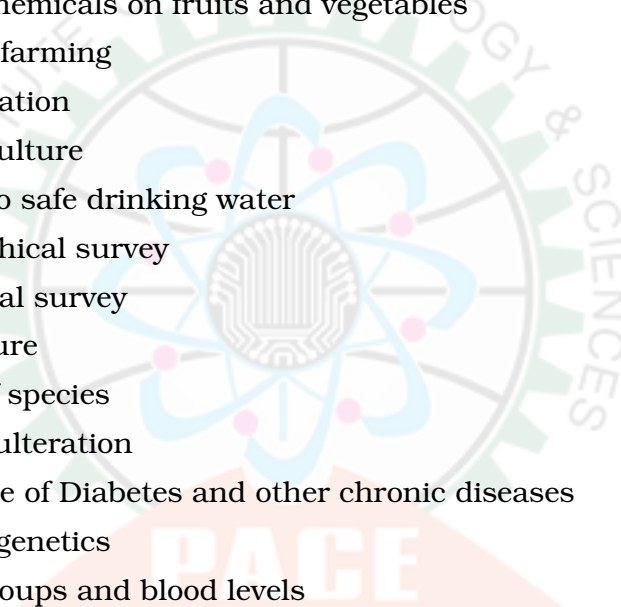
Relationship with the Institution

- (a) Stronger relationships with faculty

- (b) Greater satisfaction with college
- (c) Improved graduation rates
- (2) Benefits of Community Service Project to Faculty Members
 - (a) Satisfaction with the quality of student learning
 - (b) New avenues for research and publication via new relationships between faculty and community
 - (c) Providing networking opportunities with engaged faculty in other disciplines or institutions
 - (d) A stronger commitment to one's research
- (3) Benefits of Community Service Project to Colleges and Universities
 - (a) Improved institutional commitment
 - (b) Improved student retention
 - (c) Enhanced community relations
- (4) Benefits of Community Service Project to Community
 - (a) Satisfaction with student participation
 - (b) Valuable human resources needed to achieve community goals
 - (c) New energy, enthusiasm and perspectives applied to community work
 - (d) Enhanced community-university relations.

VI. Suggestive List of Programmes Under Community Service Project

- (a) The following the recommended list of projects for Engineering students. The lists are not exhaustive and open for additions, deletions and modifications. Colleges are expected to focus on specific local issues for this kind of projects. The students are expected to carry out these projects with involvement, commitment, responsibility and accountability. The mentors of a group of students should take the responsibility of motivating, facilitating, and guiding the students. They have to interact with local leadership and people and appraise the objectives and benefits of this kind of projects. The project reports shall be placed in the college website for reference. Systematic, Factual, methodical and honest reporting shall be ensured.
- (b) For Engineering Students
 - Water facilities and drinking water availability
 - Health and hygiene
 - Stress levels and coping mechanisms
 - Health intervention programmes
 - Horticulture
 - Herbal plants
 - Botanical survey
 - Zoological survey
 - Marine products

- 
- Aqua culture
 - Inland fisheries
 - Animals and species
 - Nutrition
 - Traditional health care methods
 - Food habits
 - Air pollution
 - Water pollution
 - Plantation
 - Soil protection
 - Renewable energy
 - Plant diseases
 - Yoga awareness and practice
 - Health care awareness programmes and their impact
 - Use of chemicals on fruits and vegetables
 - Organic farming
 - Crop rotation
 - Floury culture
 - Access to safe drinking water
 - Geographical survey
 - Geological survey
 - Sericulture
 - Study of species
 - Food adulteration
 - Incidence of Diabetes and other chronic diseases
 - Human genetics
 - Blood groups and blood levels
 - Internet Usage in Villages
 - Android Phone usage by different people
 - Utilization of free electricity to farmers and related issues
 - Gender ration in schooling level- observation.

Complimenting the community service project, the students may be involved to take up some awareness campaigns on social issues/special groups. The suggested list of programmes are;

(c) Programmes for School Children

- Reading Skill Programme (Reading Competition)
- Preparation of Study Materials for the next class.
- Personality / Leadership Development
- Career Guidance for X class students
- Screening Documentary and other educational films

- Awareness Programme on Good Touch and Bad Touch (Sexual abuse)
- Awareness Programme on Socially relevant themes.

(d) Programmes for Women Empowerment

- Government Guidelines and Policy Guidelines
- Womens' Rights
- Domestic Violence
- Prevention and Control of Cancer
- Promotion of Social Entrepreneurship

(e) General Camps

- General Medical camps
- Eye Camps
- Dental Camps
- Importance of protected drinking water
- ODF awareness camp
- Swatch Bharat
- AIDS awareness camp
- Anti Plastic Awareness
- Programmes on Environment
- Health and Hygiene
- Hand wash programmes
- Commemoration and Celebration of important days

(f) Programmes for Youth Empowerment

- Leadership
- Anti-alcoholism and Drug addiction
- Anti-tobacco
- Awareness on Competitive Examinations
- Personality Development

(g) Common Programmes

- Awareness on RTI
- Health intervention programmes
- Yoga
- Tree plantation
- Programmes in consonance with the Govt. Departments like –
 - Agriculture
 - Health
 - Marketing and Cooperation
 - Animal Husbandry
 - Horticulture
 - Fisheries

- Sericulture
- Revenue and Survey
- Natural Disaster Management
- Irrigation
- Law & Order
- Excise and Prohibition
- Mines and Geology
- Energy

VII. Role of Students:

- (a) Students may not have the expertise to conduct all the programmes on their own. The students then can play a facilitator role.
- (b) For conducting special camps like Health related, they will be coordinating with the Governmental agencies.
- (c) As and when required the College faculty themselves act as Resource Persons.
- (d) Students can work in close association with Non-Governmental Organizations like Lions Club, Rotary Club, etc or with any NGO actively working in that habitation.
- (e) And also, with the Governmental Departments. If the programme is rolled out, the District Administration could be roped in for the successful deployment of the programme.
- (f) An in-house training and induction programme could be arranged for the faculty and participating students, to expose them to the methodology of Service Learning.

Timeline for the Community Service Project Activity

1. Duration: 8 weeks

- (a) Preliminary Survey (One Week)
 - (i) A preliminary survey including the socio-economic conditions of the allotted habitation to be conducted.
 - (ii) A survey form based on the type of habitation to be prepared before visiting the habitation with the help of social sciences faculty. (However, a template could be designed for different habitations, rural/urban.
 - (iii) The Governmental agencies, like revenue administration, corporation and municipal authorities and village secretariats could be aligned for the survey.
- (b) Community Awareness Campaigns (Two Weeks)

Based on the survey and the specific requirements of the habitation, different awareness campaigns and programmes to be conducted, spread

over two weeks of time. The list of activities suggested could be taken into consideration.

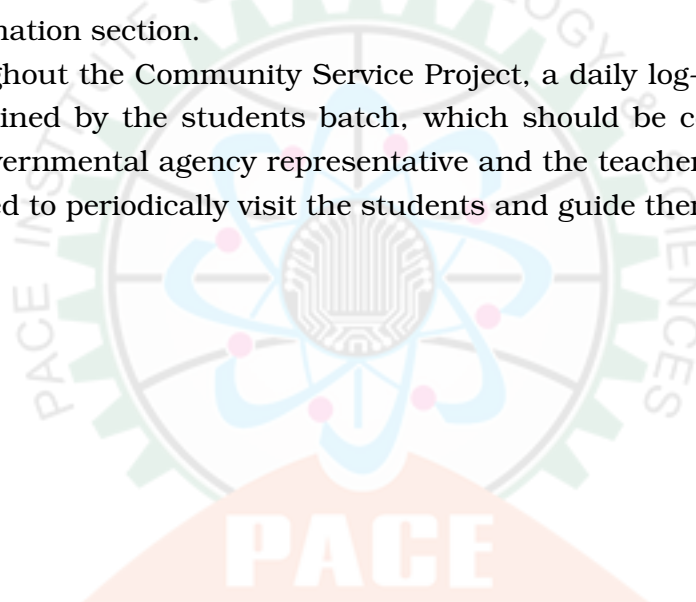
(c) Community Immersion Programme (Four Weeks)

Along with the Community Awareness Programmes, the student batch can also work with any one of the below listed governmental agencies and work in tandem with them. This community involvement programme will involve the students in exposing themselves to the experiential learning about the community and its dynamics. Programmes could be in consonance with the Govt. Departments.

(d) Community Exit Report (One Week)

During the last week of the Community Service Project, a detailed report of the outcome of the 8 weeks works to be drafted and a copy shall be submitted to the local administration. This report will be a basis for the next batch of students visiting that particular habitation. The same report submitted to the teacher-mentor will be evaluated by the mentor and suitable marks are awarded for onward submission to the College Examination section.

Throughout the Community Service Project, a daily log-book need to be maintained by the students batch, which should be countersigned by the governmental agency representative and the teacher-mentor, who is required to periodically visit the students and guide them.



Annexure-II

MALPRACTICES RULES **DISCIPLINARY ACTION FOR / IMPROPER CONDUCT IN EXAMINATIONS**

Sl. No.	Nature of Malpractices/Improper conduct	Punishment
	If the candidate:	
1. a.	Possesses or keeps accessible in examination hall, any paper, note book, programmable calculators, Cell phones, pager, palm computers or any other form of material concerned with or related to the subject of the examination (theory or practical) in which he is appearing but has not made use of (material shall include any marks on the body of the candidate which can be used as an aid in the subject of the examination)	Expulsion from the examination hall and cancellation of the performance in that subject only.
1. b.	Gives assistance or guidance or receives it from any other candidate orally or by any other body language methods or communicates through cell phones with any candidate or persons in or outside the exam hall in respect of any matter.	Expulsion from the examination hall and cancellation of the performance in that subject only of all the candidates involved. In case of an outsider, he will be handed over to the police and a case is registered against him.
2	Has copied in the examination hall from any paper, book, programmable calculators, palm computers or any other form of material relevant to the subject of the examination (theory or practical) in which the candidate is appearing.	Expulsion from the examination hall and cancellation of the performance in that subject and all other subjects the candidate has already appeared including practical examinations and project work and shall not be permitted to appear for the remaining examinations of the subjects of that Semester/year. The Hall Ticket of the candidate is to be cancelled.
3	Impersonates any other candidate in connection with the examination.	The candidate who has impersonated shall be expelled from examination hall. The candidate is also debarred and forfeits the seat. The performance of the original candidate, who has been impersonated, shall be cancelled in all the subjects of the examination (including practicals and project work) already appeared and shall not be allowed to appear for examinations of the remaining subjects of that semester/year. The candidate is also debarred for two consecutive semesters from class work and all semester end examinations. The continuation of the course by the candidate is subject to the academic regulations in connection with forfeiture of seat. If the imposter is an outsider, he will be handed over to the police and a case is registered against him.

4	Smuggles in the Answer book or additional sheet or takes out or arranges to send out the question paper during the examination or answer book or additional sheet, during or after the examination.	Expulsion from the examination hall and cancellation of performance in that subject and all the other subjects the candidate has already appeared including practical examinations and project work and shall not be permitted for the remaining examinations of the subjects of that semester/year. The candidate is also debarred for two consecutive semesters from class work and all semester end examinations. The continuation of the course by the candidate is subject to the academic regulations in connection with forfeiture of seat.
5	Uses objectionable, abusive or offensive language in the answer paper or in letters to the examiners or writes to the examiner requesting him to award pass marks.	Cancellation of the performance in that subject.
6	Refuses to obey the orders of the Chief Superintendent/Assistant – Superintendent / any officer on duty or misbehaves or creates disturbance of any kind in and around the examination hall or organizes a walk out or instigates others to walk out, or threatens the officer-in charge or any person on duty in or outside the examination hall of any injury to his person or to any of his relations whether by words, either spoken or written or by signs or by visible representation, assaults the officer-in-charge, or any person on duty in or outside the examination hall or any of his relations, or indulges in any other act of misconduct or mischief which result in damage to or destruction of property in the examination hall or any part of the College campus or engages in any other act which in the opinion of the officer on duty amounts to use of unfair means or misconduct or has the tendency to disrupt the orderly conduct of the examination.	In case of students of the college, they shall be expelled from examination halls and cancellation of their performance in that subject and all other subjects the candidate(s) has (have) already appeared and shall not be permitted to appear for the remaining examinations of the subjects of that semester/year. The candidates also are debarred and forfeit their seats. In case of outsiders, they will be handed over to the police and a police case is registered against them.

7	Leaves the exam hall taking away answer script or intentionally tears the script or any part thereof inside or outside the examination hall.	Expulsion from the examination hall and cancellation of performance in that subject and all the other subjects the candidate has already appeared including practical examinations and project work and shall not be permitted for the remaining examinations of the subjects of that semester/year. The candidate is also debarred for two consecutive semesters from class work and all Semester End Examinations. The continuation of the course by the candidate is subject to the academic regulations in connection with forfeiture of seat.
8	Possess any lethal weapon or firearm in the examination hall.	Expulsion from the examination hall and cancellation of the performance in that subject and all other subjects the candidate has already appeared including practical examinations and project work and shall not be permitted for the remaining examinations of the subjects of that semester/year. The candidate is also debarred and forfeits the seat.
9	If student of the college, who is not a candidate for the particular examination or any person not connected with the college indulges in any malpractice or improper conduct mentioned in clause 6 to 8.	Student of the colleges expulsion from the examination hall and cancellation of the performance in that subject and all other subjects the candidate has already appeared including practical examinations and project work and shall not be permitted for the remaining examinations of the subjects of that semester/year. The candidate is also debarred and forfeits the seat. Person(s) who do not belong to the College will be handed over to police and, a police case will be registered against them.
10	Comes in a drunken condition to the examination hall.	Expulsion from the examination hall and cancellation of the performance in that subject and all other subjects the candidate has already appeared including practical examinations and project work and shall not be permitted for the remaining examinations of the subjects of that semester/year.
11	Copying detected on the basis of internal evidence, such as, during valuation or during special scrutiny.	Cancellation of the performance in that subject and all other subjects the candidate has appeared including practical examinations and project work of that semester/year examinations.

12	If any malpractice is detected which is not covered in the above clauses 1 to 11 shall be reported to the Chief Controller of Examinations for further action and impose suitable punishment.	
----	---	--



Annexure-III



JAWAHARLAL NEHRU TECHNOLOGICAL UNIVERSITY KAKINADA
KAKINADA - 533 003, Andhra Pradesh, India
For Constituent Colleges and Affiliated Colleges of JNTUK








Ragging

Prohibition of ragging in educational institutions Act 26 of 1997

Salient Features

- Ragging within or outside any educational institution is prohibited.
- Ragging means doing an act which causes or is likely to cause Insult or Annoyance of Fear or Apprehension or Threat or Intimidation or outrage of modesty or Injury to a student.

	Imprisonment upto		Fine Upto
Teasing, Embarrassing and Humiliation	 6 Months	+	Rs. 1,000/-
Assaulting or Using Criminal force or Criminal intimidation	 1 Year	+	Rs. 2,000/-
Wrongfully restraining or confining or causing	 2 Years	+	Rs. 5,000/-
Causing grievous hurt, kidnapping or Abducts or rape or committing unnatural offence	 5 Years	+	Rs. 10,000/-
Causing death or abetting suicide	 10 Months	+	Rs. 50,000/-

In Case of Emergency CALL TOLL FREE NO. : 1800 - 425 - 1288

LET US MAKE JNTUK A RAGGING FREE UNIVERSITY



JAWAHARLAL NEHRU TECHNOLOGICAL UNIVERSITY: KAKINADA

KAKINADA - 533 003, Andhra Pradesh, India
For Constituent Colleges and Affiliated Colleges of JNTUK



Ragging

ABSOLUTELY

NO TO RAGGING

- 1. Ragging is prohibited as per Act 26 of A.P. Legislative Assembly, 1997.**
- 2. Ragging entails heavy fines and/or imprisonment.**
- 3. Ragging invokes suspension and dismissal from the College.**
- 4. Outsiders are prohibited from entering the College and Hostel without permission.**
- 5. Girl students must be in their hostel rooms by 7.00 p.m.**
- 6. All the students must carry their Identity Cards and show them when demanded**
- 7. The Principal and the Wardens may visit the Hostels and inspect the rooms any time.**



Jawaharlal Nehru Technological University Kakinada
For Constituent Colleges and Affiliated Colleges of JNTUK

In Case of Emergency CALL TOLL FREE NO. : 1800 - 425 - 1288

LET US MAKE JNTUK A RAGGING FREE UNIVERSITY

DEPARTMENT OF COMPUTER SCIENCE AND ENGINEERING (INTERNET OF THINGS AND CYBER SECURITY INCLUDING BLOCK CHAIN TECHNOLOGY)
PAGE R-21 UNDER GRADUATE (B.Tech) COURSE STRUCTURE

I Year - I Semester						
S.No	Course Code	Course Title	L	T	P	C
1	P21HST01	Communicative English	3	0	0	3
2	P21BST01	Linear Algebra & Differential Equations	3	0	0	3
3	P21BST02	Applied Physics	3	0	0	3
4	P21EST03	C-Programming for Problem Solving	3	0	0	3
5	P21EST04	Computer Engineering Workshop	3	0	0	3
6	P21HSL01	English Language Communication Skills Lab	0	0	3	1.5
7	P21BSL01	Applied Physics Lab	0	0	3	1.5
8	P21ESL02	C-Programming for Problem Solving Lab	0	0	3	1.5
9	P21MCT01	Induction program	2	0	0	0
TOTAL						19.5

I Year - II Semester						
S.No	Course Code	Course Title	L	T	P	C
1	P21BST04	Applied Chemistry	3	0	0	3
2	P21BST06	Numerical Methods & Vector calculus	3	0	0	3
3	P21EST12	Digital Electronics	3	0	0	3
4	P21EST13	Data Structures	3	0	0	3
5	P21EST14	Python Programming	3	0	0	3
6	P21BSL03	Applied Chemistry Lab	0	0	3	1.5
7	P21ESL06	Data Structures Lab	0	0	3	1.5
8	P21ESL07	Python Programming Lab	0	0	3	1.5
TOTAL						19.5

DEPARTMENT OF COMPUTER SCIENCE AND ENGINEERING (INTERNET OF THINGS AND CYBER SECURITY INCLUDING BLOCK CHAIN TECHNOLOGY)
PAGE R-21 UNDER GRADUATE (B.Tech) COURSE STRUCTURE

II Year - I Semester						
S.No	Course Code	Course Title	L	T	P	C
1	P21BST08	Transformation Techniques and Differential Equations	3	0	0	3
2	P21ITT04	Object oriented Programming with Java	3	0	0	3
3	P21ITT02	Computer Organization	3	0	0	3
4	P21ITT05	Database Management Systems	3	0	0	3
5	P21CBT01	Sensors and Transducers	3	0	0	3
6	P21ITL04	Object oriented Programming with Java Lab	0	0	3	1.5
7	P21ITL05	Database Management Systems Lab	0	0	3	1.5
8	P21ITL03	Free Open Source Software Lab	0	0	3	1.5
9	P21CBS01	Skill Oriented Course-I	1	0	2	2
10	P21MCT03	Environmental Studies	2	0	0	0
Total Credits						21.5

II Year - II Semester						
S.No	Course Code	Course Title	L	T	P	C
1	P21BST09	Probability and Statistics	3	0	0	3
2	P21CST05	Mathematical Foundations of Computer Science	3	0	0	3
3	P21ITT06	Operating Systems	3	0	0	3
4	P21CBT02	Micro Controllers and IC Applications	3	0	0	3
5	P21MBT01	Managerial Economics and Financial Analysis	3	0	0	3
6	P21CBL01	Operating Systems Lab	0	0	3	1.5
7	P21CBL02	Micro Controllers and IC Applications Lab	0	0	3	1.5
8	P21ITL06	R Programming Lab	0	0	3	1.5
9	P21CBS02	Skill Oriented Course-II	1	0	2	2
Total Credits						21.5
Internship 2 Months (Mandatory) during summer vacation						

DEPARTMENT OF COMPUTER SCIENCE AND ENGINEERING (INTERNET OF THINGS AND CYBER SECURITY INCLUDING BLOCK CHAIN TECHNOLOGY)
R-21 UNDER GRADUATE (B.Tech) COURSE STRUCTURE

III Year - I Semester						
S.No	Course Code	Course Title	L	T	P	C
1	P21CST09	Computer Networks	3	0	0	3
2	P21CIT02	Web Technologies	3	0	0	3
3	P21CBT03	IoT Devices	3	0	0	3
4	P21XXXX	Professional Elective-I	3	0	0	3
5	P21XXXXX	Open Elective-I	3	0	0	3
6	P21CIL02	Web Technologies Lab	0	0	3	1.5
7	P21CBL03	Computer Networks Lab	0	0	3	1.5
8	P21ITS03	Joy of computing using Python	1	0	2	2
9	P21MCT03	Professional Ethics & Human Values	2	0	0	0
10	P21XXXXX	Summer Internship 2 Months (Mandatory) after II Year (to be evaluated during III Year I Semester)	0	0	0	1.5
Total Credits						21.5

Professional Elective - I

1	MOOC- I	NPTEL
---	---------	-------

Open Elective - I

S.No	Course Code	Course Title
1	P21XXXXX	Intellectual Property Rights and Patents
2	P21XXXXX	Micro Processors and Micro Controllers
3	P21XXXXX	Digital Signal Processing
4	P21XXXXX	Digital Marketing

DEPARTMENT OF COMPUTER SCIENCE AND ENGINEERING (INTERNET OF THINGS AND CYBER SECURITY INCLUDING BLOCK CHAIN TECHNOLOGY)
R-21 UNDER GRADUATE (B.Tech) COURSE STRUCTURE

III Year - II Semester						
S.No	Course Code	Course Title	L	T	P	C
1	P21XXXXX	Sensor Network Technologies	3	0	0	3
2	P21XXXXX	Reinforcement Learning	3	0	0	3
3	P21XXXXX	Design & Analysis of Algorithms	3	0	0	3
4	P21XXXXX	Professional Elective-II	3	0	0	3
5	P21XXXXX	Open Elective-II	3	0	0	3
6	P21XXXXX	Sensor TechnologiesLab	0	0	3	1.5
7	P21XXXXX	Machine LearningLab	0	0	3	1.5
8	P21XXXXX	OOAD Using UML Lab	0	0	3	1.5
9	P21XXXXX	Web Development using Django	1	0	2	2
9	P21XXXXX	Design Thinking for Innovation	2	0	0	0
Total Credits						21.5
Industrial/Research Internship (Mandatory) 2 Months during summer vacation						

Professional Elective - II

1	MOOC- II	NPTEL
---	----------	-------

Open Elective - II

S.No	Course Code	Course Title
1	P21XXXXX	Introduction to Simulation Software
2	P21XXXXX	Management Science
3	P21XXXXX	Business Intelligence
4	P21XXXXX	Embedded Systems

DEPARTMENT OF COMPUTER SCIENCE AND ENGINEERING (INTERNET OF THINGS AND CYBER SECURITY INCLUDING BLOCK CHAIN TECHNOLOGY)
R-21 UNDER GRADUATE (B.Tech) COURSE STRUCTURE

IV Year - I Semester						
S.No	Course Code	Course Title	L	T	P	C
1	P21XXXXX	Professional Elective-III	3	0	0	3
2	P21XXXXX	Professional Elective-IV	3	0	0	3
3	P21XXXXX	Professional Elective-V	3	0	0	3
4	P21XXXXX	Open Elective-III	3	0	0	3
5	P21XXXXX	Open Elective-IV	3	0	0	3
6	P21XXXXX	Universal Human Values-II	3	0	0	3
7	P21XXXXX	Employability Skills	1	0	2	2
8	P21XXXXX	Industrial/Research Internship 2 Months (Mandatory) after III Year (to be evaluated during IV Year I Semester)	0	0	0	3
Total Credits						23

Professional Elective - III		
S.No	Course Code	Course Title
1	P21XXXXX	Block chain Technology
2	P21XXXXX	Deep Learning
3	P21XXXXX	Big data Analytics
3	P21XXXXX	Green Computing

Professional Elective - IV		
S.No	Course Code	Course Title
1	P21XXXXX	Wireless And Mobile Computing
2	P21XXXXX	5G Network
3	P21XXXXX	Cyber Security
3	P21XXXXX	Network Analysis

Professional Elective - V		
S.No	Course Code	Course Title
1	P21XXXXX	Green Computing
2	P21XXXXX	Concurrent Parallel Programming
3	P21XXXXX	Web Scripting Languages
3	P21XXXXX	Performance Evaluation of Computer

DEPARTMENT OF COMPUTER SCIENCE AND ENGINEERING (INTERNET OF THINGS AND CYBER SECURITY INCLUDING BLOCK CHAIN TECHNOLOGY)
R-21 UNDER GRADUATE (B.Tech) COURSE STRUCTURE

IV Year - II Semester						
S.No	Course Code	Course Title	L	T	P	C
1	P21XXXX	Project Work, Seminar and Internship in Industry	0	0	0	12
Internship (6 Months)						
Total Credits						12



Course Code	Course Name	Course Structure			
P21HST01	Communicative English	L	T	P	C
		3	0	0	3

Internal Marks: 30

External Marks: 70

Course Prerequisite: The students should have basic knowledge of English grammar and LSRW skills.

Course Objectives: The student will be able

1. To enable the engineering students to develop their basic communication skills in English for academic and social purposes.
2. To equip the students with appropriate oral and written communication skills.
3. To inculcate the skills of listening, reading and critical thinking.
4. To integrate English Language learning with employability skills and training.
5. To enhance the students' proficiency in reading skills enabling them to meet the academic demands of their course.

Course Outcomes: After going through this course the student will be able to

1. Use English Language effectively in spoken and written forms
2. Interpret the contextual meaning of words
3. Comprehend the given texts and respond appropriately
4. Recall and reproduce the theme in a given context
5. Communicate confidently in formal and informal contexts

UNIT-I

(9 Lectures)

- a. Reading Skills: Leela's Friend – R.K. Narayan
- b. Vocabulary: Synonyms, Antonyms and Word formation, Root Words
- c. Grammar: Parts of Speech, Sentence structure and Types of sentences
- d. Writing: Letter Writing, Note Making and Note Taking

UNIT-II

(10 Lectures)

- a. Reading Skills: Dr. A.P.J. Abdul Kalam's Biography
- b. Vocabulary: Prefixes, Suffixes and Affixes
- c. Grammar: Prepositions and Articles
- d. Writing: Paragraph Writing and Precis Writing

UNIT-III

(9 Lectures)

- a. Reading Skills: Three Days to See – Helen Keller
- b. Vocabulary: Collocations, One word substitutes & Idioms
- c. Grammar: Tenses, Active voice & Passive voice
- d. Writing: Technical Report Writing

UNIT-IV**(9 Lectures)**

- a. Reading Skills: Satya Nadella's Email to His Employees on His First Day as CEO of Microsoft
- b. Vocabulary: Phrasal verbs and Commonly confused words
- c. Grammar: Subject-Verb Agreement (Concord) and Question tags
- d. Writing: Curriculum vitae, Cover Letter and Resume Writing. (Functional, Chronological and standard Resumes)

UNIT-V**(9 Lectures)**

- a. Reading Skills: Mokshagundam Visveswaraya
- b. Vocabulary: Homonyms, Homophones and Homographs
- c. Grammar: Modal Auxiliaries, Degrees of Comparison and Direct speech & Indirect Speech
- d. Writing: E- mail Writing and Essay Writing

Text Books:

1. New Horizons – Pearson Publishers
2. Fluency in English”, A Course Book for Engg. Students, Published by Orient Black Swan, Hyderabad, 2016 print.
3. “Technical Communication- Principles and Practice”, Third Edition. New Delhi: Oxford University press.
4. Epitome of Wisdom – Maruthi Publications

Reference Books:

1. Meenakshi raman, Sangeetha, Sharma Fundamentals of technical communication, Pg: 119-153 Oxford University press, 2015
2. Rutherford, Andhrea. J, Communication skills for technology. Pearson, New Delhi.2001
3. Raymond Murphy, Murphy's English Grammar, Cambridge University Press 2004
4. Meenakshi raman, Sangeetha, Sharma, Technical communication: English Skills for Engineers, Oxford University press, 2009
5. Michael Swan, Practical English Usage, Oxford University press, 1996

Web Resources:

1. www.englishhints.com
2. www.enchantedlearning.com
3. www.learnenglish.de/grammar/prefixtext.html

4. <http://www.magickeys.com/books/riddles/words.html>
5. http://www.pinnacle.edu.in/campusfiles/1826_campusFile_1.pdf
6. <http://www.yourdictionary.com>
7. <http://www.learnenglish.com>
8. <http://www.cambridge.org>
9. <http://www.eslcafe.com>
10. <http://www.eslgames.com>
11. <http://www.penguin.co.uk>
12. <http://www.edufind.com/english/practice>
13. www.englishhints.com, www.enchantedlearning.com,
14. www.learnenglish.de/grammar/prefixtext.html
15. <http://www.magickeys.com/books/riddles/words.html>



Course Code	Course Name	Course Structure			
		L	T	P	C
P21BST01	Linear Algebra & Differential Equations	3	0	0	3

Internal Marks: 30

External Marks: 70

Course Prerequisite: Basics of Matrix Algebra, Differentiation, Integration**Course Objectives:** The student will be able to

1. The concept of rank of a matrix which is used to know the consistency of system of linear equations and find the solution by using various analytical and numerical methods.
2. Eigen values and eigenvectors of a given matrix. Cayley-Hamilton theorem to find the inverse and power of a matrix and determine the nature of the quadratic form,
3. Recognize and model differential equations, apply analytical techniques to compute solutions for engineering problems.
4. The general solution to the higher order linear differential equations and applies to calculate the current in electrical circuits.
5. Explore the use of Laplace transform method to solve with initial value problems of ordinary differential equations.

Course Outcomes: After going through this course the student will be able to

1. Demonstrate the understanding of rank of a matrix. Analyze the solution of the system of linear equations.
2. Find the Eigen values and Eigenvectors of a matrix, apply Cayley-Hamilton theorem to determine inverse and power of a matrix and identify the nature of the quadratic form.
3. Solve the differential equations of first order and first degree related to various engineering fields.
4. Find the complete solution to the higher order linear differential equations and apply these methods to find the current in complex electrical circuits.
5. Apply the technique of Laplace transform and solve differential equations for analytical solutions with the initial conditions.

UNIT-I: Solving System of Linear Equations**(8 Lectures)**

Rank of a matrix by Echelon form-Normal form- Normal form through PAQ method – Solving system of homogeneous and non-homogeneous linear equations – Gauss elimination – Gauss Jordan methods.

UNIT-II: Eigen values – Eigenvectors, Cayley-Hamilton Theorem and Quadratic forms**(10 Lectures)**

Eigen values - Eigenvectors– Properties – Cayley-Hamilton theorem (without proof) - Finding inverse and power of a matrix by Cayley-Hamilton theorem–Reduction to Diagonal form. Quadratic forms: Rank, index, signature and nature of the

quadratic forms–Reduction of quadratic form to canonical forms by orthogonal transformation.

UNIT-III: Differential Equations of First Order and First Degree (10 Lectures)

Linear differential equation - Bernoulli's differential equation–Exact equations and equations reducible to exact form.

Applications: Newton's Law of cooling-Law of natural growth and decay-Orthogonal trajectories-Electrical circuits.

UNIT-IV: Linear Differential Equations of Higher order (8 Lectures)

Non-homogeneous equations of higher order with constant coefficients-with RHS term of the type e^{ax} , $\sin ax$, $\cos ax$, polynomials in x , $e^{ax}V(x)$, $x^n V(x)$ and general method - Method of Variation of parameters.

Applications: LCR circuit

UNIT-V: Laplace Transforms (9 Lectures)

Laplace transforms of standard functions– First shifting Theorem-Change of scale property multiplication by t^n –division by t , transforms of derivatives and integrals – Second shifting theorem– Laplace transform of Periodic functions.

Inverse Laplace transforms – Convolution theorem (without proof)

Applications: Evaluation of integrals using Laplace transforms - Solving ordinary differential equations (Initial value problems) using Laplace transforms.

Text Books:

1. B. S. Grewal, Higher Engineering Mathematics, 44th Edition, Khanna Publishers
2. B.V. Ramana, Higher Engineering Mathematics, 2007 Edition, Tata Mc. Graw Hill Education.

Reference Books:

1. Erwin Kreyszig, Advanced Engineering Mathematics, 10th Edition, Wiley-India.
2. H. K. Das, Advanced Engineering Mathematics, 22nd Edition, S. Chand & Company Ltd.
3. David Poole, Linear Algebra- A modern introduction, 4th edition, Cengage.
4. Peter O' Neil, Advanced Engineering Mathematics, Cengage
5. Srimantha Pal, S C Bhunia, Engineering Mathematics, Oxford University Press.

Web Resources:

1. <http://tutorial.math.lamar.edu/Classes/DE/DE.aspx>
2. <http://mathworld.wolfram.com/topics>
3. <http://www.nptel.ac.in/course.php>

Course Code	Course Name	Course Structure			
		L	T	P	C
P21BST02	Applied Physics	3	0	0	3

Internal Marks: 30

External Marks: 70

Course Prerequisite: The basics of analytical and conceptual understanding of physics

Course Objectives: The student will be able

1. To study the wave nature of light through Interference and diffraction.
2. To learn the basic principles of Lasers and fiber optics.
3. To express the physics of electrostatics and electromagnetic wave concepts through Maxwell's equations.
4. To study the basic concepts of Quantum mechanics.
5. Aware of limits of classical free electron theory and apply band theory of solids.
6. Acquire the knowledge of semiconductor physics.

Course Outcomes: After going through this course the student will be able to

1. Understanding the basic concepts of optics and how to apply them for engineering applications.
2. Acquire the knowledge of fundamentals of Lasers and fiber optics enables the students to develop Laser devices to apply them in various systems like communications, Industries and medicine.
3. Set students to be exposed to Electrostatics, Maxwell's equations, electromagnetic waves and fundamental concepts of quantum mechanics.
4. Enable to learn the fundamental concepts of free electron theory and band theory of solids.
5. Develop knowledge of band theory of solids for fundamentals of Semiconductor physics enables the students to apply the knowledge to various systems like communications, solar cell, photo cells and so on.

UNIT-I: Wave Optics

(9 Lectures)

Interference: Introduction, Principle of Superposition of waves, colors in thin films, interference in thin films, Newton's rings: Determination of wavelength and refractive index.

Diffraction: Introduction, differences between interference and diffraction, difference between Fraunhofer and Fresnel's diffraction, Fraunhofer diffraction at single slit, Fraunhofer diffraction due to double slit, Diffraction grating (N-slits qualitative), resolving power of grating.

UNIT-II: Lasers and Fiber Optics

(9 Lectures)

Lasers: Introduction, Characteristics of laser, absorption, spontaneous emission, stimulated emission, Einstein's coefficients, population inversion, pumping, pumping mechanisms, Types of Lasers: Ruby laser, He-Ne laser, diode laser, Applications of Lasers.

Fiber optics: Introduction, Total internal reflection-wave propagation in optical fiber, Acceptance angle, numerical aperture, applications of optical fiber.

UNIT-III: Electrostatics, Maxwell's Equations and Electromagnetic Waves (9 Lectures)

Electrostatics: Coulombs law, electric field, electric field intensity, electric flux density, electrostatic potential, divergence of electric field, Laplace's and Poisson's equations for electrostatic potential, Gauss theorem in electrostatics.

Maxwell's equations and electromagnetic waves: Gauss theorem in magnetostatics, Faraday's law of electromagnetic induction, Ampere's law, displacement current, Maxwell's equations in vacuum, electromagnetic wave equation in dielectric medium, velocity of propagation of electromagnetic wave, poynting vector and poynting theorem.

UNIT-IV: Quantum Mechanics, Free Electron Theory and Band Theory (10 Lectures)

Quantum Mechanics: Introduction to quantum physics, de-Broglie's hypothesis and properties of matter waves, Schrodinger's time independent wave equation, Schrodinger's time dependent wave equation, Particle in one dimensional box.

Free electron theory: classical free electron theory of metals- assumptions and failures, quantum free electron theory of metals-assumptions and failures, Fermi Dirac distribution function- Fermi level, Femi energy, density of states.

Band theory of solids: Introduction, Bloch's theorem, Kronig penny model (qualitative), E-K diagram, Brillouin's zones, classification of solids into metals, semiconductors and insulators, effective mass of electron and concept of hole.

UNIT-V: Semiconductor Physics (8 Lectures)

Semiconductor physics: Introduction, intrinsic and extrinsic semiconductors, carrier concentration in intrinsic semiconductors, electrical conductivity of intrinsic semiconductor, Fermi energy, carrier concentration in N-type and P-type semiconductors, dependence of Fermi energy on carrier-concentration and temperature, drift and diffusion, Hall effect and its applications, mechanism in LED, solar cell and photo conductor.

Text Books:


1. A Textbook of Engineering Physics by Dr. M. N. Avadhanulu, Dr. P.G. Kshirsagar - S. Chand.
2. Optics by Ajoy Ghatak, Tata McGraw-Hill Publishing company limited
3. Introduction to Electrodynamics by David Griffiths, Cambridge University Press
4. Introduction to Quantum physics by Eisberg and Resnick.

Reference Books:

1. Applied physics by Palanisamy (Scitech publications)
2. Optics by Eugene Hecht, Pearson Education.
3. Principle of Lasers by O. Svelto
4. Electricity, magnetism and light by W. Saslow
5. Semiconductor Optoelectronics by J. Singh, Physics and Technology, McGraw-Hill inc
6. Engineering Physics by B.K. Pandey, S. Chaturvedi - Cengage Learning.

Web Resources:

1. <https://nptel.ac.in/courses/115/106/115106066/>
2. <https://ocw.mit.edu/high-school/physics/exam-prep/electromagnetism/maxwells-equations/#1>
3. <https://ocw.mit.edu/courses/materials-science-and-engineering/3-091sc-introduction-to-solid-state-chemistry-fall-2010/electronic-materials/14-semiconductors/>



Course Code	Course Name	Course Structure			
		L	T	P	C
P21EST03	C - Programming for Problem Solving	3	0	0	3

Internal Marks: 30

External Marks: 70

Course Prerequisite: Nil**Course Objectives:** The student will be able

1. To impart adequate knowledge on the need of programming languages and problem solving techniques.
2. To impart problem solving skills.
3. To enable student to write programs in C and to solve the problems.

Course Outcomes: After going through this course the student will be able to

1. Design algorithms and flowchart / Pseudo code for a given problem.
2. Design programs involving decision structures and loops.
3. Implement different operations on arrays and solve problems using functions.
4. Understand pointers and strings.
5. Implement structures, unions and file operations in C programming for a given application problem.

UNIT-I**(8 Lectures)**

Introduction to Programming: Computer hardware, Bits and Bytes, programming languages, application and system software, the software development process.

Idea of algorithm: steps to solve logical and numerical problems. Representation of algorithm: flowchart/pseudo code with examples, from algorithms to programs.

UNIT-II**(9 Lectures)**

Introduction to C: Overview of C, Constants, Variables and Data Types, Operators and Expressions, Managing Input and Output. Decision Making - Branching and Looping. Enumerated Data type, Renaming Data type with type def, Type Casting.

UNIT-III**(10 Lectures)**

Arrays: Definition, Declaration, Initialization, Assignment, Processing array, Passing array to a function, Two and multi dimensional array. **Functions:** Defining a function, Accessing a function, Passing argument to functions, Function prototypes, Nested function call, Storage classes.

UNIT-IV**(9 Lectures)**

Pointers: Definition, initialization, operations on pointers, functions and pointers, arrays and pointers, pointers to pointers, dynamic memory allocation.

Strings: C Strings, String Input / Output functions, arrays of strings, string manipulation functions.

UNIT-V**(9 Lectures)**

Structures: Definition, declaration, initialization, accessing members, array of structures, arrays within structure, functions and structures, pointers to structures, nested structures, unions.

File Handling: Types, operations on files, modes, file I/O functions, Random Access Functions.

Text Books:

1. Byron S Gottfried, —Programming with C, Schaums Outlines, Second Edition, Tata McGraw-Hill, 2006.
2. Problem Solving and Program Design in C, 4th edition, by jeri R. Hanly and Elli B.Koffman.
3. Balagurusamy. 2011. C Programming. Tata Mc Graw Hills, New Delhi, India.

Reference Books:

1. Brian W. Kernighan and Dennis M. Ritchie, The C Programming Language, Prentice Hall of India.
2. Yashavant P. Kanetkar. —Let Us C, BPB Publications, 2011.

Web Resources:

1. <https://www.studytonight.com/c/>
2. <https://www.cprogramming.com/tutorial/c-tutorial.html>
3. <https://www.javatpoint.com/c-programming-language-tutorial>
4. <https://www.tutorialspoint.com/cprogramming/>

Course Code	Course Name	Course Structure			
		L	T	P	C
P21EST04	Computer Engineering Workshop	3	0	0	3

Internal Marks: 30

External Marks: 70

Course Prerequisite: NILL**Course Objectives:**

1. To make the students aware of the basic hardware components of a computer and installation of operating system.
2. To introduce Raptor Tool for flowchart creation.
3. To introduce programming through Visual Programming tool using scratch.
4. To get knowledge in awareness of cyber hygiene that is protecting the personal computer from getting infected with the viruses, worms and other cyber-attacks.
5. To introduce the usage of Productivity tools in crafting professional word documents, excel spreadsheets and power point presentations using open office tools.

UNIT-I:

Simple Computer System: Central processing unit, the further need of secondary storage, Types of memory, Hardware, Software and people. Peripheral Devices: Input, Output and storage, Data Preparation, Factors affecting input, Input devices, Output devices, Secondary devices, Communication between the CPU and Input/Output devices.

TASK 1: PC Hardware: PC Hardware introduces the students to a personal computer and its basic peripherals, the process of assembling a personal computer, installation of system software like MS Windows, Linux and the required device drivers. In addition hardware and software level troubleshooting process, tips and tricks would be covered. Every student should identify the peripherals of a computer, components in a CPU and its functions. Draw the block diagram of the CPU along with the configuration of each peripheral and submit to your instructor. Every student should disassemble and assemble the PC back to working condition.

TASK 2: Hardware Troubleshooting: Students have to be given a PC which does not boot due to improper assembly or defective peripherals. They should identify the problem and fix it to get the computer back to working condition.

Software Troubleshooting: Students have to be given a malfunctioning CPU due to system software problems. They should identify the problem and fix it to get the computer back to working condition.

UNIT-II:

Problem Solving and Programming: Algorithm development, Flowcharts, Looping, some programming features, Pseudo code, the one-zero game, some structured programming concepts, documents. Programming Languages: Machine Language

and assembly language, high –level and low level languages, Assemblers, Compilers, and Interpreters.

TASK 3: Drawing flowcharts (Raptor Tool)

- a) Create flowcharts for take-off landing of an Aeroplane.
- b) Create a flowchart to validate an email id entered by user.
- c) Create flowchart to print first 50 prime numbers.

TASK 4: Productivity tool:LaTeX and Microsoft (MS) office: Importance of MS office, Details of the three tasks and features that should be covered in each, MS word, Power Point, Excel.

UNIT-III:

Operating systems: Introduction, Evolution of operating systems, , Command Interpreter, Popular operating systems- Microsoft DOS, Microsoft Windows, UNIX and Linux. Introduction to Unix Shell Commands, directory management commands, file operations, users commands, Time and Date commands.

TASK 5: Operating System Installation: Every student should individually install operating system like Linux or MS windows on the personal computer. The system should be configured as dual boot with both windows and Linux.

TASK 6: Basic Commands:Unix Shell Commands, directory management commands, file operations, users commands, Time and Date commands.

UNIT-IV:

Computer Networks: Introduction to computer Networks, Network topologies-Bus topology, star topology, Ring topology, Mesh topology, Hybrid topology, Types of Networks: Local area Network, Wide Area Networks, Metropolitan Networks, Campus/ Corporate Area Network, Personal Area Network, Network Devices- Hub, Repeater, Switch, Bridge, Router, Gateway, Network interface Card, Basic Networking Commands.

TASK 7: Orientation & Connectivity Boot Camp: Students should get connected to their Local Area Network and access the Internet. In the process they configure the TCP/IPsetting. Finally students should demonstrate how to access the websites and email.

TASK 8: Networking Commands: ping, ssh, ifconfig, scp, netstat, ipstat, nslookup, traceroute, telnet, host, ftp, arp, wget,route

UNIT-V:

Introduction to HTML : Basics in Web Design, Brief History of Internet ,World Wide Web Why create a web site ,Web Standards, HTML Documents ,Basic structure of an HTML document Creating an HTML document ,Mark up Tags ,Heading-Paragraphs ,Line Breaks ,HTML Tags. Elements of HTML: Introduction to elements of HTML, Working with Text, Working with Lists, Tables and Frames, Working with Hyperlinks, Images and Multimedia, Working with Forms and controls.

TASK 9: Basic HTML tags

- a) Head Section and Elements of Head Section, Paragraphs, Formatting Styles.
- b) Colour tags, Creating Hyperlinks, Images, Tables, lists
- c) HTML Forms, Form Attributes, Form Elements.

TASK 10: Web Browsers, Surfing the Web: Students customize their web browsers

with the LAN proxy settings, bookmarks, search toolbars and pop up blockers. Also, plug-ins like Macromedia Flash and JRE for applets should be configured. Search Engines & Netiquette: Students should know what search engines are and how to use the search engines. Usage of search engines like Google, Yahoo, ask.com and others should be demonstrated by student.

TASK 11: Cyber Hygiene: Students should learn about viruses on the internet and install antivirus software. Student should learn to customize the browsers to block pop ups, block active x downloads to avoid viruses and/or worms.

Text Books:

1. Fundamentals of Computers –ReemaThareja-Oxford higher education
2. Computer Fundamentals, Anita Goel, Pearson Education, 2017
3. PC Hardware Trouble Shooting Made Easy, TMH
4. Programming the World Wide Web, 7th Edition, Robet W Sebesta, Pearson, 2013.

Reference Books:

1. An Introduction to Web Design, Programming, 1st Edition, Paul S Wang, Sanda S Katila, Cengage Learning, 2003.
2. An Introduction to Computer studies –Noel Kalicharan-Cambridge

Course Code	Course Name	Course Structure			
P21HSL01	English Language Communication Skills Lab	L	T	P	C
		0	0	3	1.5

Internal Marks: 15

External Marks: 35

Course Prerequisite: Basic knowledge of English grammar, Basic understanding of English vocabulary, Ability to speak simple sentences, Have interest to learn the language.

Course Objectives: The student will be able

1. To facilitate computer assisted multimedia instructions enabling individualized and independent language learning.
2. To sensitize the students to the nuances of English speech sounds, word accent, intonation and rhythm.
3. To bring about a consistent accent and intelligibility in students' pronunciation of English by providing an opportunity for practice in speaking.
4. To improve the fluency of students in spoken English and neutralize their mother tongue influence.
5. To train students to use language appropriately for public speaking, group discussion and interviews.

Course Outcomes: After going through this course the student will be able to

1. Better understanding of nuances of English language through audio visual experience and group activities.
2. Neutralization of accent for intelligibility.
3. Speaking skills with clarity and confidence which in turn enhances their employability skills.
4. Better understanding of the production of sounds of language.
5. Suitable body language for employability.

EXERCISE-I**(3 Sessions)**

- A. Introduction to Phonetics
Consonant sounds
Vowel sounds – Pure Vowels & Diphthongs
- B. Greeting, Introducing & taking leave and Ice – Breaking Activity

EXERCISE-II**(2 Sessions)**

- A. Structure of Syllables - Plural markers & Past tense Markers
- B. JAM Session & Situational Dialogues

EXERCISE-III**(2 Sessions)**

- A. Word Stress & Rules of 'r' pronunciation

B. Role play, Giving Directions & Story Narration

EXERCISE-IV**(2 Sessions)**

- A. Consonant Cluster, Neutralization of Mother Tongue Influence and Listening Comprehension – Listening for General Details
- B. Describing objects, events, places etc. & Presentation Skills – Extempore, Public Speaking.

EXERCISE-V**(3 Sessions)**

- A. Intonation & Listening Comprehension – Listening for Specific Details
- B. Interview Skills & Group Discussion

Text Books:

- 1. Strengthen your Communication Skills - Maruthi Publication, Hyderabad 2013
- 2. A textbook of English Phonetics for Indian Students by T. Balasubramanian (Macmillan)

Reference Books:

- 1. INFOTECH English (Maruthi Publications).
- 2. Personality Development and Soft Skills (Oxford University Press, New Delhi)
- 3. Suresh Kumar, E. & Sreehari, P. 2009. A Handbook for English Language Laboratories. New Delhi: Foundation
- 4. Speaking English Effectively 2nd Edition by Krishna Mohan and N. P. Singh, 2011. Macmillan Publishers India Ltd. Delhi.
- 5. Sasi Kumar, V & Dhamija, P.V. How to Prepare for Group Discussion and Interviews. Tata McGraw Hill
- 6. Hancock, M. 2009. English Pronunciation in Use. Intermediate. Cambridge: CUP
- 7. Spoken English: A Manual of Speech and Phonetics by R. K. Bansal & J. B. Harrison. 2013. Orient Blackswan. Hyderabad
- 8. Hewings, M. 2009. English Pronunciation in Use. Advanced. Cambridge: CUP
- 9. Marks, J. 2009. English Pronunciation in Use. Elementary. Cambridge: CUP
- 10. Nambiar, K.C. 2011. Speaking Accurately. A Course in International Communication. New Delhi : Foundation

11. Soundararaj, Francis. 2012. Basics of Communication in English. New Delhi: Macmillan
12. Spoken English (CIEFL) in 3 volumes with 6 cassettes, OUP.
13. English Pronouncing Dictionary Daniel Jones Current Edition with CD.

Web Resources:

1. <http://www.cambridge.org>
2. <http://www.edufind.com/english/practice>
3. <http://www.learnenglish.com>
4. <http://www.penguin.co.uk>



Course Code	Course Name	Course Structure			
P21BSL01	Applied Physics Lab	L	T	P	C
		0	0	3	1.5

Internal Marks: 15

External Marks: 35

Course Prerequisite: The basics of analytical and conceptual understanding of physics.

Course Objectives:

1. Deploy scientific method of experiments in the laboratory.
2. Develop the procedures and observational skills for appropriate use of simple and complex apparatus.
3. Enable analytical techniques, statistical analysis and graphical analysis.
4. Reinforce ideas and concepts covered in lecture host of experiments.
5. Train to find the radius of curvature of a Plano-convex lens forming Newton's rings.

Course Outcomes:

1. Apply the phenomenon of interference and diffraction of light waves.
2. Implement the concept of resonance in LCR circuit and sonometer.
3. HM to Analyze the S determine its dependent properties.
4. Evaluate the behavior of electronic components and its characteristics.

LIST OF EXPERIMENTS: (any eight of the following to be done)

1. Determination of Radius of Curvature of Plano-Convex lens by forming Newton's Rings.
2. Determination of Wavelengths of various spectral lines using diffraction grating with the normal incidence method.
3. Study of magnetic field along the axis of a current carrying coil and to verify Stewart-Gee's method.
4. Determination of energy gap of PN junction Diode.
5. Determination of hall coefficient and carrier concentration using Hall effect
6. Study of V-I characteristics of Zener diode.
7. Determination of frequency of a vibrating bar or electrical tuning fork using Melde's apparatus.
8. Determination of acceleration due to gravity using compound pendulum
9. Verification of laws of transverse waves by Sonometer.
10. Determination of Velocity of sound by volume resonator.
11. Determination of rigidity modulus by Torsional Pendulum.

Text Books:

1. Physics lab manual, department of physics, PACE Institute of Technology and Sciences.
2. Madhusudhanrao, "Engineering Physics lab manual" 1st edition, Scietech Publication, 2015.



Course Code	Course Name	Course Structure			
P21ESL02	C - Programming for Problem Solving Lab	L	T	P	C
		0	0	3	1.5

Internal Marks: 15

External Marks: 35

Course Prerequisite: Nil**Course Objectives:** The student will be able

1. To understand the various steps in program development.
2. To understand the basic concepts in C Programming Language.
3. To understand different modules that includes conditional and looping expressions.
4. To understand how to write modular and readable C Programs.
5. To write programs in C to solve problems using arrays, structures and files.

Experiment Wise Programs

EXERCISE-I

- a. Write a simple C program to Print "Hello World"
- b. Write a simple C Program to Calculate Area and Circumference of Circle
- c. Write a simple C program to implement basic arithmetic operations - sum, difference, product, quotient and remainder of given numbers.

EXERCISE-II: Write C programs to demonstrate the following operators

- a. Assignment Operator.
- b. Relational and Logical Operator.
- c. Increment and decrement operator.
- d. Bitwise operators.
- e. Ternary operator.

EXERCISE-III

- a. Write a C programs - to find the largest and smallest of 2 numbers(if – else), to find the largest and smallest of 3 numbers(Nested if – else), roots of quadratic equation(else – if ladder).
- b. The total distance travelled by vehicle in 't' seconds is given by $\text{distance} = ut + \frac{1}{2}at^2$ where 'u' and 'a' are the initial velocity and acceleration.

Write a c program to find the distance travelled at regular intervals of time given the Values of 'u' and 'a'. The program should provide the flexibility to the user to select his own time intervals and repeat the calculations for different values of 'u' and 'a'.

- c. Write a c program, which takes two integer operands and one operator from the user, performs the operation and the prints the result. (consider the operators +, -, *, /, % and use switch statement).

EXERCISE-IV

- a. Write a C program to find the sum of individual digits of a positive integer
- b. A Fibonacci Sequence is defined as follows: the first and second terms in the sequence are 0 and 1. Subsequent terms are found by adding the preceding two terms in the sequence .Write a c program to generate the first n terms of the sequence.
- c. Write a c program to generate all the prime numbers between 1 and n, where n is a value supplied by the user.

EXERCISE-V

- a. Write a C program to read in two numbers, x and n, and then compute the sum of this geometric progression: $1 + x + x^2 + x^3 + \dots + x^n$
- b. Write a C program to generate Pascal's triangle.
- c. Write a C program to construct a pyramid of numbers

EXERCISE-VI

- a. Write a c program to find both the largest and smallest number in a list of integers.
- b. Write a c program that uses functions to perform the following:
- Addition of Two Matrices.
 - Multiplication of Two Matrices.

EXERCISE-VII

- a. Write a programs that use both recursive and non-recursive functions
- b. To find the factorial of a given integer.
- c. To find the GCD of two given integers.

EXERCISE-VIII

- a. Write a c program that uses functions to perform the following operations:
- To insert a sub-string in given main string from a given position.
 - To delete n Characters from a given position in a given string.
- b. Write a C program to determine if the given string is a palindrome or not.

EXERCISE-IX

- a. Write a C program that displays the position or index in the string S Where the string T begins, or - 1 if S doesn't contain T.
- b. Write a C program to count the lines, words and characters in a given text .

EXERCISE-X

- a. Write a program to print the details of a student like(Name, Rollno, marks) using nested structures.
- b. Write a C Program to Calculate Difference Between Two Time Period.

EXERCISE-XI

- a. Write a C program that uses functions to perform the following operations:
 - i. Reading a complex number
 - ii. Writing a complex number
 - iii. Addition of two complex numbers
 - iv. Multiplication of two complex numbers(Note: represent complex number using a structure.)

EXERCISE-XII

- a. Write a C program which copies one file to another and display the contents of a file
- b. Write a C program to reverse the first n characters in a file.
- c. Write a C program to merge two files into a third file (i.e., the contents of the first file followed by those of the second are put in the third file)

Course Code	Course Name	Course Structure			
P21BST06	Numerical Methods & Vector Calculus	L	T	P	C
		3	0	0	3

Internal Marks: 30

External Marks: 70

Course Prerequisite: Differentiation, Partial differentiation, Integration, Differential Equations

Course Objectives: The student will be able to

1. The different numerical techniques to solve algebraic and transcendental equations and evaluate the polynomials from the numerical data.
2. The approximate solutions using numerical methods in the absence of analytical solutions of various systems of ordinary differential equations and integrations.
3. Enhance the knowledge level to visualize integrals in higher dimensional coordinate systems, possible representation and evaluation of geometrical and physical quantities in terms of multiple integrals.
4. Interpret concepts of vector functions, vector fields, differential calculus of vector functions in Cartesian coordinates and apply them for various engineering problems.
5. Evaluate line, surface and volume integrals and construct relation between line, surface and volume integrals using vector integral theorems.

Course Outcomes: After going through this course the student will be able to

1. Evaluate approximate roots of the polynomial and transcendental equations by different algorithms and apply Newton's forward, backward interpolation and Lagrange's formulae for equal and unequal intervals.
2. Apply different algorithms for approximating the integrals of numerical data and solutions of ordinary differential equations to its analytical computations.
3. Evaluate the multiple integrals by using change of variables and change of order of integration. Also apply double and triple integration techniques in evaluating areas and volumes bounded by regions and solids.
4. Interpret the physical meaning of different operators such as gradient, curl and divergence.
5. Determine line, surface and volume integrals. Apply Green's, Stoke's and Gauss divergence theorems to calculate line, surface and volume integrals.

UNIT-I: Iterative Methods, Finite differences and Interpolation (10 Lectures)

Introduction-Solution of algebraic and transcendental equations-Bisection method -Method of false position-Newton-Raphson method (Single variable only)

Interpolation: Introduction-Errors in polynomial interpolation-Finite differences – Forward differences-Backward differences-Relations between operators-Newton's forward and backward formulae for interpolation -Interpolation with unequal intervals -Lagrange's interpolation formula.

UNIT-II: Numerical integration, Solution of ordinary differential equations with initial (9 Lectures)

Trapezoidal rule – Simpson's 1/3rd and 3/8th rule– Solution of ordinary differential equations by Taylor's series – Picard's method of successive approximations – Euler's method – Modified Euler's method-Runge-Kutta method (second and fourth order).

UNIT-III: Multiple Integrals: (9 Lectures)

Double integrals (Cartesian and Polar) – Change of order of integration – Change of variables (Cartesian to Polar coordinates) –Triple integrals- Change of variables (Cartesian to Cylindrical and Spherical coordinates).

Applications: Areas by double integrals and Volumes by triple integrals.

UNIT-IV: Vector Differentiation: (8 Lectures)

Scalar and Vector point functions-Vector Differential operator- Gradient – Directional derivatives – Divergence – Curl – Laplacian second order operator- Vector identities- Applications: Scalar Potential function.

UNIT-V: Vector Integration: (9 Lectures)

Line integral – Work done – Circulation- Surface integral- Volume integral

Vector Integral Theorems (without proof): Application of Green's theorem in a plane- Stoke's theorem- Gauss Divergence theorem.

Text Books:

1. B.S. Grewal, Higher Engineering Mathematics, 44th Edition, Khanna Publishers.
2. B.V. Ramana, Higher Engineering Mathematics, 2007 Edition, Tata Mc. Graw Hill Education.

Reference Books:

1. Erwin Kreyszig, Advanced Engineering Mathematics, 10th Edition, Wiley-India.
2. H. K. Das, Advanced Engineering Mathematics, 22nd Edition, S. Chand & Company Ltd.
3. David Poole, Linear Algebra- A modern introduction, 4th edition, Cengage.
4. Peter O' Neil, Advanced Engineering Mathematics, Cengage
5. Srimantha Pal, S C Bhunia, Engineering Mathematics, Oxford University Press.

Web Resources:

1. <http://tutorial.math.lamar.edu/Classes/DE/DE.aspx>
2. <http://mathworld.wolfram.com/topics>
3. <http://www.nptel.ac.in/course.php>

Course Code	Course Name	Course Structure			
P21BST04	Applied Chemistry	L	T	P	C
		3	0	0	3

Internal Marks: 30

External Marks: 70

Course Prerequisite: Basic Chemistry at Intermediate or equivalent level.**Course Objectives:** The student will be able

1. To analyze the different types of composite plastic materials and interpret the mechanism of conduction in conducting polymers.
2. To utilize the theory of construction of electrodes, batteries and fuel cells in redesigning new engineering products and categorize the reasons for corrosion and study methods to control corrosion.
3. To understand various synthetic methods of nonmaterials for modern advances of engineering technology. Summarize the preparation of semiconductors; analyze the applications of liquid crystals and superconductors
4. To analyze the principles of different analytical instruments and their applications.
5. To Design models for energy by different natural sources.

Course Outcomes: After going through this course the student will be able to

1. Analyze the different types of composite plastic materials and interpret the mechanism of conduction in conducting polymers.
2. Utilize the theory of construction of electrodes, batteries and fuel cells in redesigning new engineering products and categorize the reasons for corrosion and study methods to control corrosion.
3. Understand various synthetic methods of nonmaterials for modern advances of engineering technology. Summarize the preparation of semiconductors; analyze the applications of liquid crystals and superconductors
4. Analyze the principles of different analytical instruments and their applications.
5. Design models for energy by different natural sources.

UNIT-I: Polymer Technology**(9 Lectures)****Polymerization:** Introduction, classification, methods of polymerization (Emulsion and Suspension), mechanical properties.**Plastics:** Compounding, fabrication (compression, injection, blown film and extrusion), preparation, properties and applications (Poly ethylene, PVC, Polycarbonates and Bakelite).**Elastomers:** Introduction, preparation, properties and applications (Buna S, Thiokol and Polyurethanes).**Composite materials:** Fiber reinforced plastics, conducting polymers, biodegradable polymers,

UNIT-II: Electrochemical Cells and Corrosion**(10 Lectures)**

Galvanic Cells, Single electrode potential, electrochemical series and uses of series, standard hydrogen electrode, calomel electrode, construction of glass electrode, batteries (Dry cell, Li ion battery, Lead Acid battery and Ni-Cd cells).

Corrosion: Definition, theories of corrosion (Chemical and Electrochemical), galvanic corrosion, differential aeration corrosion, stress corrosion, galvanic series, corrosion control (Proper designing and cathodic protection), protective coatings (Surface preparation, Cathodic coatings, Anodic coatings, Electroplating and Electroless plating).

UNIT-III: Chemistry of Advanced Materials**(10 Lectures)**

Nano materials: Introduction, sol-gel method, characterization by (Brunauer Emmet Teller (BET), and transmission electron microscopy (TEM) with example (TiO₂), applications of fullerenes, carbon nanotubes (types, preparation and applications).

Liquid crystals: Introduction-types-applications.

Super conductors: Type -I, Type II-characteristics and applications

Non-elemental semiconducting materials: Stoichiometric, controlled valency & chalcogen photo/ semiconductors preparation of semiconductors (zone refining, Czochralski crystal pulling, epitaxy, diffusion, ion implantation)- semiconductor devices (p-n junction diode as rectifier, junction transistor).

UNIT-IV: Spectroscopic Techniques & Synthesis Of Essential Drug Molecules
(9 Lectures)

Spectroscopic Techniques: Electromagnetic spectrum-types of molecular spectra and their absorption criteria ,UV-visible spectroscopy (electronic spectroscopy), Beer-Lambert's law and its limitations ,– applications of UV visible spectroscopy ,IR spectroscopy principle, Molecular vibrations – stretching and bending vibrations – applications of IR, NMR (Nuclear magnetic resonance)-working principle and instrumentation of NMR, chemical shift(δ) – applications of NMR

Synthesis of essential drug molecules: Preparation, properties and uses of Paracetamol , Aspirin, Ibuprofen

UNIT-V: Non-Conventional Energy Sources**(7 Lectures)**

Design, working, schematic diagram, advantages and disadvantages of photovoltaic cell, hydropower, geothermal power, tidal and wave power, ocean thermal energy conversion.

Text Books:

1. P.C. Jain and M. Jain "Engineering Chemistry", 15/e, Dhanpat Rai & Sons, Delhi, (Latest edition).
2. Shikha Agarwal, "Engineering Chemistry", Cambridge University Press, New Delhi, (2019).
3. S.S. Dara, "A Textbook of Engineering Chemistry", S.Chand & Co, (2010).
4. Shashi Chawla, "Engineering Chemistry", Dhanpat Rai Publishing Co. (Latest edition).

Reference Books:

1. K. Seshamaheshwaramma and Mridula Chugh, "Engineering Chemistry", Pearson India Edition.
2. O.G. Palana, "Engineering Chemistry", Tata McGraw Hill Education Private Limited, (2009).
3. CNR Rao and JM Honig (Eds) "Preparation and characterization of materials" Academic press, New York (latest edition).
4. B. S. Murthy, P. Shankar, "Textbook of Nanoscience and Nanotechnology", University press (latest edition).

Web Resources:

1. <http://jntuk-coeerd.in/>
2. <http://en.wikipedia.org/wiki/title>
3. <http://nptel.ac.in/coures/105106/.com>
4. <https://en.wikipedia.org/wiki/Electrochemistry>
5. <https://www.youtube.com/watch?v=WLYaZbT97EI&list=PLzW3l18TEXrpqo3jRarGr9ao-6ltB2184>
6. <https://encyclopedia.che.engin.umich.edu/>
7. <http://encyclopedia.che.engin.umich.edu/Pages/ProcessParameters/Spectrometers/Spectrometers.html>

Course Code	Course Name	Course Structure			
		L	T	P	C
P21EST12	Digital Electronics	3	0	0	3

Internal Marks: 30

External Marks: 70

Course Prerequisite: NILL**Course Objectives:**

1. Relate the conversion among different number systems.
2. Outline of basic logic gates – AND, OR & NOT, XOR, XNOR and understand Boolean algebra and basic properties of Boolean algebra.
3. Able to optimize simple logic using Karnaugh maps, understand "don't care" concepts.
4. Design simple combinational using basic gates.
5. Understand different memories and able to design different programmable devices.

Course Outcomes:

1. Demonstrate the various number systems and conversion of number systems.
2. Develop Boolean algebra & the underlying features of various logic gates.
3. Conceptualize Design mapping method upto 4-variables.
4. Apply the concepts of Boolean algebra for the analysis & design of various combination logic circuits.
5. Able to compare different memories and their programmable devices.

UNIT-I:**(9 Lectures)**

Number Systems and Binary Codes : Number System, Types of Number Systems, Number base Conversions from one radix to another radix, Representation of Signed Binary Numbers, 1's complement arithmetic, 2's complement arithmetic. Gray code, Excess-3 code, BCD code. Conversions.

UNIT-II:**(9 Lectures)**

Boolean algebra : Logic gates, Laws of Boolean algebra, Principle of Duality, Principle of Complements, Reducing Boolean Expressions using Boolean algebra, Canonical and Standard Forms, M- Notations: Minterms and Maxterms.

UNIT-III:**(9 Lectures)**

Gate level Minimization : Map Method, Two-Variable K-Map, Three-Variable K-Map, Four Variable K-Maps: Sum of Products Simplification, Products of Sum Simplification, Don't – Care Conditions. Implementation using NAND and NOR.

UNIT-IV:**(9 Lectures)**

Combinational Logic Design: Introduction, Design Procedure, Adders, Subtractors, Binary Adder-Subtractor, Decoders, Encoders, Multiplexers and Demultiplexers.

UNIT-V:**(9 Lectures)**

Programmable Logic Devices: Classification of memories, PROM,PAL,PLA – basic Structures, Realization of Boolean function with PLDs , Comparison of PROM, PAL, PLA.

Text Books:

1. Digital Design, 5/e, M.Morris Mano, Michael D Ciletti, PEA, 2011.
2. Fundamentals of Logic Design, 5/e, Roth, Cengage, 2010.
3. A.K.Singh,Digital Logic Circuits, New Age International Publishers.

Reference Books:

1. Switching Theory and Logic Design, A.Anand Kumar, 2016.
2. Digital Electronics and Logic Design, Dr. Sanjay Sharma, 2010.
3. Modern Digital Electronics, R.P. Jain, TMH, 2010.

Web Resources:

1. www.researchgate.net
2. www.digital-logic-design.en.softonic.com
3. <https://nptel.ac.in/courses/117/106/117106086/>
4. <https://www.coursera.org/learn/digital-systems>

Course Code	Course Name	Course Structure			
P21EST13	Data Structures	L	T	P	C
		3	0	0	3

Internal Marks: 30

External Marks: 70

Course Prerequisite: C Programming**Course Objectives:** The student will be able to

1. Comprehensive knowledge of data structures and ability to implement the same in software applications.
2. Exposure to algorithmic complexities, recursive algorithms, searching techniques.
3. Exposure to sorting technique, Applying stack techniques for logical operations.
4. Applying queue techniques for logical operations, Exposure to list representation models in various types of applications.
5. Implementation of tree in various forms, Advanced understanding of other variants of trees and their operations.
6. Orientation on graphs, representation of graphs, graph traversals, spanning trees Graphs.

Course Outcomes: After going through this course the student will be able to

1. Student will be able to choose appropriate data structure as applied to specified problem definition.
2. Implement appropriate sorting/searching technique for given problem
3. Implement operations like searching, insertion, and deletion, traversing mechanism etc. on various data structures.
4. Students will be able to implement Linear and Non-Linear data structures
5. Compare and contrast various data structures and design techniques in the area Of Performance.

UNIT-I: (9 Lectures) Data Structure, Recursion & Searching:

Preliminaries of algorithm, Algorithm analysis and complexity. Data Structure: Definition, types of data structures. **Recursion:** Definition, Design Methodology and Implementation of recursive algorithms, Types of recursion (Linear, binary and Tail), recursive algorithms for factorial function, GCD Computation, Fibonacci sequence.

Searching: List Searches using Linear Search, Binary Search.**UNIT-II: (10 Lectures)**

Sorting Techniques: Basic Concepts, Sorting by: Insertion (Insertion Sort), Selection (heap sort), Exchange(Bubble sort, Quick Sort) Merging(Merge sort) Algorithms.

Stacks: Basic Stack operations, Representation of a stack using arrays, Stack Applications: Reversing list, Infix to postfix transformation.

UNIT-III:**(10 Lectures)**

Queues: Introduction, Representation of a Queue using arrays, Queue Operations, Applications of queues- Round Robin Algorithm, Circular Queues, Priority Queues.

Linked List: Introduction, single linked list, representation of a linked list in memory, Operations on a single linked list, Reversing a single linked list, Applications: single linked list to represent polynomial expressions, Double linked list. , Circular linked list

UNIT-IV:**(9 Lectures)**

Trees: Basic tree concepts, Binary Trees: Properties, Representation of Binary Trees using arrays, operations on a Binary tree, Binary Tree Traversals (recursive).

Advanced Tree Concepts: Binary search tree, Basic concepts, BST operations: Searching, insertion, deletion, Balanced search trees-AVL Trees.

UNIT-V:**(7 Lectures)**

Graphs: Basic concepts, Graph Representations- Adjacency matrix, Adjacency lists, Graph algorithms: Graph Traversals (BFS & DFS), applications: Dijkstra's shortest path, Minimum Spanning Tree using Prim's & Kruskal's Algorithm.

Text Books:

1. Data Structures, 2/e, Richard F, Gilberg , Forouzan, Cengage,2007.
2. Data Structures and Algorithms, G.A.V.Pai, TMH, 2008
3. Data Structures and Algorithms Made Easy, Narasimha Karumanchi , Second Edition, 2011.

Reference Books:

1. Data Structure with C, Seymour Lipschutz, TMH,2010.
2. Classic Data Structures, 2/e, Debasis ,Samanta,PHI,2009
3. Fundamentals of Data Structure in C, 2/e, Horowitz, Sahni, Anderson Freed, University Press.

Web Resources:

1. www.geeksforgeeks.org
2. www.hackr.io.
3. www.letsfindcourse.com

Course Code	Course Name	Course Structure			
P21EST14	Python Programming	L	T	P	C
		3	0	0	3

Internal Marks: 30

External Marks: 70

Course Prerequisite: NILL**Course Objectives:**

1. To read and write simple Python programs.
2. To develop Python programs with conditionals and loops.
3. To define Python functions and apply OOP concept.
4. To use Python data structures — lists, tuples, dictionaries.
5. To develop GUI applications in Python.

Course Outcomes: At the end of this course, the students will be able to

1. Understand the basics of python programming.
2. Understand control flow and implement various data structures provided by python.
3. Implement packages, methods and functions.
4. Develop real-world applications using oops and exception handling.
5. Build GUI Applications in Python.

UNIT-I:**(8 Lectures)**

Introduction: History of Python, Need of Python Programming, Applications Basics of Python Programming Using the REPL(Shell), Running Python Scripts, Variables, Assignment, Keywords, Input-Output, Indentation.

UNIT-II:**(9 Lectures)**

Types, Operators and Expressions: Types - Integers, Strings, Booleans, Expressions and order of evaluations, Control Flow- if, if-elif-else, for, while, break, continue, pass.

Data Structures Lists - Operations, Slicing, Methods; Tuples, Sets, Dictionaries, Sequences, Comprehensions..

UNIT-III:**(10 Lectures)**

Functions - Defining Functions, Calling Functions, Passing Arguments, Keyword Arguments, Default Arguments, Variable-length arguments, Anonymous Functions, Fruitful Functions (Function Returning Values), Scope of the Variables in a Function - Global and Local Variables.

Modules: Creating modules, import statement, from. Import statement, name spacing,

Python packages: Introduction to PIP, Installing Packages via PIP, Using Python Packages

UNIT-IV:**(9 Lectures)**

Object Oriented Programming OOP in Python: Classes, 'self variable', Methods, Constructor Method, Inheritance, Overriding Methods, Data hiding.

Error and Exceptions: Difference between an error and Exception, Handling Exception, try except block, Raising Exceptions, User Defined Exceptions.

UNIT-V:

(9 Lectures)

Brief Tour of the Standard Library & Files - Operating System Interface - String Pattern Matching, Mathematics, Internet Access, Dates and Times, Data Compression, Multithreading, GUI Programming, Turtle Graphics, file operations.

Text Books:

1. Allen B. Downey, "Think Python: How to Think Like a Computer Scientist", 2nd edition, Updated for Python 3, Shroff/O'Reilly Publishers, 2016 (<http://greenteapress.com/wp/thinkpython/>).
2. Guido van Rossum and Fred L. Drake Jr, "An Introduction to Python – Revised and updated for Python 3.2, Network Theory Ltd., 2011.

Reference Books:

1. John V Guttag, "Introduction to Computation and Programming Using Python", Revised and expanded Edition, MIT Press , 2013
2. Kenneth A. Lambert, "Fundamentals of Python: First Programs", CENGAGE Learning, 2012.
3. Robert Sedgewick, Kevin Wayne, Robert Dondero, "Introduction to Programming in Python: An Inter-disciplinary Approach, Pearson India Education Services Pvt. Ltd., 2016.
4. Charles Dierbach, "Introduction to Computer Science using Python: A Computational Problem Solving Focus, Wiley India Edition, 2013.

Web Resources:

1. <https://ocw.mit.edu/courses/electrical-engineering-and-computer-science/>
2. <https://www.codecademy.com/learn/learn-python>
3. <https://www.codementor.io/collections/learn-python-bwbc63ulz>
4. <http://www.diveintopython3.net/>
5. <https://www.python.org/3/>
6. <https://www.learnpython.org>

Course Code	Course Name	Course Structure			
P21BSL03	Applied Chemistry Lab	L	T	P	C
		0	0	3	1.5

Internal Marks: 15

External Marks: 35

Course Prerequisite: Basic Chemistry at Intermediate or equivalent level.**Course Objectives:** The purpose of this course to provide students with practical knowledge of quantitative analysis of materials by classical and instrumental methods for developing experimental skills in building technical competence.**Course Outcomes:** After going through this course the student will be able to

1. Carrying out different types of titrations for estimation of concerned in materials using comparatively more quantities of materials involved for good results.
2. Handling different types of instruments for analysis of materials using small quantities of materials involved for quick and accurate results.

LIST OF EXPERIMENTS: Introduction to Chemistry laboratory – Molarity, normality, primary, secondary standard solutions, volumetric titrations, quantitative analysis.

1. Determination of HCl using standard Na_2CO_3 solution.
2. Determination of alkalinity of water sample containing Na_2CO_3 and NaOH.
3. Determination of Mn^{+2} using standard oxalic acid solution.
4. Determination of ferrous iron using standard $\text{K}_2\text{Cr}_2\text{O}_7$ solution.
5. Determination of Cu^{+2} using standard hypo solution.
6. Determination of temporary and permanent hardness of water using standard EDTA solution.
7. Determination of Fe^{+3} by a colorimetric method.
8. Determination of the concentration of acetic acid using sodium hydroxide (p^H_{metry} method).
9. Determination of isoelectric point of amino acids using p^H_{metry} method (or) conductometric method.
10. Determination of the concentration of strong acid vs strong base (by conductometric method).
11. Determination of strong acid vs strong base (by potentiometric method).
12. Estimation of Vitamin C.
13. Preparation of Nylon-6, 6 and Bakelite (demonstration only).

Reference Books:

1. Dr. Jyotsna Cherukuri (2012) Laboratory Manual of engineering chemistry-II,
2. VGS Techno Series 3. Chemistry Practical Manual, Lorven Publications

Web Resources:

1. <https://vlab.amrita.edu/index.php?sub=2&brch=193>.



Course Code	Course Name	Course Structure			
P21ESL06	Data Structures Lab	L	T	P	C
		0	0	3	1.5

Internal Marks: 15

External Marks: 35

Course Prerequisite: C- Programming

Course Objectives: The objective of this lab is

1. To choose the appropriate data structure and algorithm design method for a specified application.
2. To solve problems using data structures such as linear lists, stacks, queues, hash tables, binary trees, heaps binary search trees, and graphs and writing programs for these solutions.

Course Outcomes: At the end of the course student can able to

1. Analyze worst-case running times of algorithms using asymptotic analysis and implement various data structures like linked lists.
2. Understand and implement stacks and queues using arrays and linked lists.
3. Analyze and implement various searching and sorting algorithms.
4. Design and implement appropriate hash function and collision-resolution algorithms

List of Experiments:

Exercise 1:

Write recursive program for the following

- a. Write recursive C program for calculation of Factorial of an integer
- b. Write recursive C program for calculation of GCD (n, m)
- c. Write recursive program which computes the n^{th} Fibonacci number

Exercise 2:

- a. Write recursive C program for functions to perform Linear search for a Key value in a given list.
- b. Write recursive C program for functions to perform Binary search for a Key value in a given list.

Exercise 3:

- a. Write C program that implement Bubble sort, to sort a given list of integers in ascending order.
- b. Write C program that implement Quick sort, to sort a given list of integers in ascending order

Exercise 4:

- a. Write C program that implement Insertion sort, to sort a given list of integers in ascending order
- b. Write C program that implement merge sort, to sort a given list of integers in ascending order

Exercise 5:

- a. Write C program that implement stack (its operations) using arrays
- b. Write C program that implement stack (its operations) using Linked list

Exercise 6:

- a. Write a C program that uses Stack operations to Convert infix expression into postfix expression
- b. Write C program that implement Queue (its operations) using arrays.
- c. Write C program that implement Queue (its operations) using linked lists

Exercise 7:

- a. Write a C program that uses functions to create a singly linked list
- b. Write a C program that uses functions to perform insertion operation on a singly linked list
- c. Write a C program that uses functions to perform deletion operation on a singly linked list.

Exercise 8:

- a. Write a C program to Create a Binary Tree of integers
- b. Write a recursive C program for Traversing a binary tree in preorder, inorder and postorder.

Exercise 9:

Write a C program for BST operations (insertion, deletion)

Exercise 10:

- a. Write a C program for finding minimum spanning tree in a graph by using Prim's algorithm.
- b. Write a C program for finding minimum spanning tree in a graph by using Kruskal's algorithm.

Course Code	Course Name	Course Structure			
P21ESL07	Python Programming Lab	L	T	P	C
		0	0	3	1.5

Internal Marks: 15

External Marks: 35

Course Outcomes: At the end of the course student can able to

1. ADescribe the Numbers, Math functions, Strings, List, Tuples and Dictionaries in Python.
2. Express different Decision Making statements and Functions.
3. Interpret Object oriented programming in Python.
4. Understand File handling operations.
5. Design GUI Applications.

Exercise1 - Basics

- a. Running instructions in Interactive interpreter and a Python Script
- b. Write a program to purpose fully raise Indentation Error and Correct it

Exercise 2 - Operations

- a. Write a program to compute distance between two points taking input from the user (Pythagorean Theorem).
- b. Write a program add.py that takes 2 numbers as command line arguments and prints its sum.

Exercise 3 – Control Flow

- a. Write a Program for checking whether the given number is a even number or not.
- b. Using a for loop, write a program that prints out the decimal equivalents of 1/2,1/3,1/4,...,1/10.
- c. Write a program using a for loop that loops over a sequence. What is sequence?
- d. Write a program using a while loop that asks the user for a number, and prints a count down from that number to zero.

Exercise 4 – Control Flow-Continued

- a. Find the sum of all the primes below two million. Each new term in the Fibonacci sequence is generated by adding the previous two terms. By starting with 1 and 2, the first 10 terms will be:1, 2, 3, 5, 8, 13, 21, 34, 55, 89, ...
- b. By considering the terms in the Fibonacci sequence whose values do not exceed four million, find the sum of the even-valued terms.

Exercise 5 - DS

- a. Write a program to count the numbers of characters in the string and store them in a dictionary data structure.
- b. Write a program to use split and join methods in the string and trace a birth day with a dictionary data structure.

Exercise 6- DS-Continued

- a. Write a program combine lists that combines these lists into a dictionary.
- b. Write a program to count frequency of characters in a given file. Can you use character frequency to tell whether the given file is a Python program file, C program file or a text file?

Exercise 7 - Files

- a. Write a program to print each line of a file in reverse order.
- b. Write a program to compute the number of characters, words and lines in a file.

Exercise 8 - Functions

- a. Write a function dups to find all duplicates in the list.
- b. b) Write a function unique to find all the unique elements of a list.

Exercise 9 - Functions –Problem Solving

- a. Write a function cumulative product to compute cumulative product of a list of numbers.
- b. Write a function reverse to reverse a list. Without using the reverse function.
- c. Write function to compute gcd, lcm of two numbers. Each function shouldn't exceed one line.

Exercise 10 – Multi - D Lists

- a. Write a program to perform addition of two square matrices.
- b. Write a program to perform multiplication of two square matrices.

Exercise 11 - OOP

Class variables and instance variable and illustration of the self variable

i)Robot.

ii)ATM Machine.

Exercise - 12 GUI, Graphics

- a. Write a GUI for an Expression Calculator using tk.
- b. Write a program to implement the following figures using turtle

Course Code	Course Name	Course Structure			
P21BST08	Transformation Techniques and Differential Equations	L	T	P	C
		3	0	0	3

Internal Marks: 30

External Marks: 70

Course Prerequisite:

- 1) Differentiation
- 2) Integration

Course Objectives: The student will be able

1. To understand Fourier series representation of Periodic signals.
2. To The Fourier transform can be used to interpolate functions and to smooth signals.
3. To solve finite difference equations using Z-transforms.
4. To enlighten the learners in the concept of differential equations and multi-variable calculus.
5. To equip the students with standard concepts and tools at an intermediate to advanced level mathematics to develop the confidence and ability among the students to handle various real-world problems and their applications.

Course Outcomes: At the end of the course, student will be able to

1. Find or compute the Fourier series of periodic signals.
2. Know and be able to apply integral expressions for the forwards and inverse Fourier transform to range of non-periodic waveforms.
3. Solving methods for finite difference equations using Z-transforms.
4. Familiarize with functions of several variables which is useful in optimization.
5. Identify the solution methods for partial differential equation related to various engineering fields.

UNIT-I: Fourier series**(8 Lectures)**

Fourier series: Introduction – Periodic functions – Fourier series of periodic function –Dirichlet's conditions – Even and odd functions – Change of interval – Half-range sine and cosine series.

UNIT-II: Fourier Transforms**(10 Lectures)**

Fourier Transforms: Fourier integral theorem (without proof) –Fourier sine and cosine integrals– Sine and cosine transforms –Properties–inverse transforms –Finite Fourier transforms.

UNIT-III: Z-TRANSFORMS**(8 Lectures)**

Introduction-properties-Damping rule-Shifting rule-Initial and Final value theorems – Inverse Z transform-Convolution theorem-Solution of difference equation by Z-transform

UNIT-IV: Partial differentiation**(10 Lectures)**

Introduction – Homogeneous function – Euler's theorem – Total derivative – Chain

rule – Jacobian – Functional dependence – Taylor's and Mc Laurent's series expansion of functions of two variables.

Applications: Maxima and Minima of functions of two variables without constraints and Lagrange's method (with constraints).

UNIT-V: PDE of first order & Second order and Applications (10 Lectures)

Formation of partial differential equations by elimination of arbitrary constants and arbitrary functions – Solutions of first order linear (Lagrange) equation and nonlinear (standard types) equations.

Second order PDE: Solutions of linear partial differential equations with constant coefficient – RHS term of the type e^{ax+by} , $\sin(ax+by)$, $\cos(ax+by)$, $x^m y^n$

Applications of PDE: Method of separation of Variables

Text Books:

1. B. S. Grewal, Higher Engineering Mathematics, 44th Edition, Khanna Publishers.
2. B.V. Ramana, Higher Engineering Mathematics, 2007 Edition, Tata Mc. Graw Hill Education.

Reference Books:

1. Erwin Kreyszig, Advanced Engineering Mathematics, 10th Edition, Wiley-India.
2. H. K. Das, Advanced Engineering Mathematics, 22nd Edition, S. Chand & Company Ltd.
3. David Poole, Linear Algebra- A modern introduction, 4th edition, Cengage.
4. Peter O' Neil, Advanced Engineering Mathematics, Cengage
5. Srimantha Pal, S C Bhunia, Engineering Mathematics, Oxford University Press.

text Web Resources:

1. <http://tutorial.math.lamar.edu/Classes/DE/DE.aspx>
2. <http://mathworld.wolfram.com/topics>
3. <http://www.nptel.ac.in/course.php>

Course Code	Course Name	Course Structure			
P21ITT04	Object oriented Programming with Java	L	T	P	C
		3	0	0	3

Internal Marks: 30

External Marks: 70

Course Prerequisite: C++ - Programming and Object-Oriented Programming**Course Objectives:**

1. To understand Object Oriented Programming concepts and basic characteristics of Java
2. To understand the principles of packages, inheritance and interfaces
3. To Implement exceptions and use I/O streams
4. To design and build simple Graphical User Interface application.

Course Outcomes: After completion of the course, students will be able to:

1. Implement OOPS concepts in Java programs
2. Develop Java programs with the concepts of inheritance and interfaces
3. Design a Java applications using exceptions and I/O streams
4. Design interactive Java application using swings
5. Apply the concept of exception handling and Input/output operations

UNIT-I:**(9 Lectures)**

OOPS-Fundamentals- Object Oriented Programming concepts - Abstraction - objects and classes - Encapsulation- Inheritance -Polymorphism- OOP in Java - Characteristics of Java Java Source File -Structure- Compilation- Data Types - Variables and Arrays - Operators - Control Statements- Classes – Objects - Methods.

UNIT-II:**(8 Lectures)**

OOPS-Inheritance- Inheritance- constructors- polymorphism-Access specifier- Static members-Packages -Abstract classes- Interfaces and Inner classes-object cloning -Array Lists - Strings.

UNIT-III:**(10 Lectures)**

Exception Handling-Exception handling -try-catch, throw, throws, finally block, user defined exception-built-in exceptions- Stack Trace Elements-Input -Output Basics - Streams - Byte streams and Character streams - Reading and Writing Console - Reading and Writing Files.

UNIT-IV:**(9 Lectures)**

Concurrent Programming-Multi-threaded programming - thread life cycle- interrupting threads - thread states - thread priorities- thread synchronization- Inter-thread communication, daemon threads, thread groups-java Applets- Applet class, Applet structure, An Example Applet Program, Applet Life Cycle.

UNIT-V:**(10 Lectures)**

Graphics Programming- Graphics programming - Frame - Components- java.awt package, Container class, Layouts, Basics of event handling - event handlers -AWT

event hierarchy - Swing Components- Text Fields, Text Areas - Buttons- Check Boxes – Radio Buttons - Lists- choices- Scrollbars - Windows -Menus - Dialog Boxes.

Text Books:

1. Java The complete reference, Herbert Schildt , 8th Edition, McGraw Hill Education, 2011.
2. Core Java Volume –I Fundamentals, Cay S. Horstmann, Gary cornell, 9th Edition, Prentice Hall, 2013.

Reference Books:

1. Java 2 Black book, Steven Holzner, Dreamtech press, 2011.
2. The JAVA programming language, K. Arnold and J. Gosling, Third edition, Pearson Education, 2000.
3. An introduction to Object-oriented programming with Java, C. Thomas Wu, Fourth Edition, Tata McGraw-Hill Publishing company Ltd., 2006.

Web References:

1. www.tutorialspoint.com
2. www.beginnersbook.com
3. www.w3schools.com
4. www.udemy.com

Course Code	Course Name	Course Structure			
P21ITT02	Computer Organization	L	T	P	C
		3	0	0	3

Internal Marks: 30

External Marks: 70

Course Prerequisite: Digital Electronics**Course Objectives:** The course objectives of Computer Organization are to discuss and make student familiar with

1. Principles and the Implement action of Computer Arithmetic
2. Operation of CPUs including RTL, ALU, Instruction Cycle and Busses
3. Fundamentals of different Instruction Set Architectures and their relationship to the CPU Design
4. Memory System and/Organization
5. Principles of Operation of Multi process or Systems and Pipelining

Course Outcomes:

1. the student will Develop a detail understanding of computer systems
2. Cite different number systems, binary addition and subtraction, standard, floating-point ,admit cooperation's
3. Develop detailed understanding of architecture and functionality of central processing unit.
4. Exemple Of in a better way they I/O and memory organization
5. Illustrate concepts of parallel processing, pipelining and inter processor communication

UNIT-I:**(10 Lectures)****Basic Structure of Computers:** Basic Organization of Computers, Historical Perspective ,Bus Structures,**DataRepresentation:**Datatypes, Complements, Fixed Point Representation. Floating, Point Representation. Other Binary Codes, Error Detection Codes. Computer Arithmetic: Addition and Subtraction, Multiplication Algorithms, Division Algorithms.**UNIT-II:****(9 Lectures)****Register Transfer Language and Micro operations:** Register Transfer language. Register Transfer Bus and Memory Transfers, Arithmetic Micro operations, Logic Micro Operations, Shift Micro Operations, Arithmetic Logic Shift Unit.**Basic Computer Organization and Design:** Instruction Codes, Computer Register, Computer Instructions, Instruction Cycle, Memory – Reference Instructions. Input –Output and Interrupt ,Complete Computer Description.**UNIT-III:****(10 Lectures)**

Central Processing Unit: General Register Organization, STACK Organization. Instruction Formats, Addressing Modes, Data Transfer and Manipulation, Program Control, Reduced Instruction Set Computer.

Micro programmed Control: Control Memory, Address Sequencing, Micro Program example, Design of Control Unit.

UNIT-IV: (8 Lectures) Memory Organization: Memory Hierarchy, Main Memory, Auxiliary Memory, Associative Memory, Cache Memory, Virtual Memory.

Input-Output Organization: Peripheral Devices, Input-Output Interface, Asynchronous data transfer, Modes of Transfer, Priority Interrupts, Direct Memory Access.

UNIT-V: (9 Lectures)

Multi Processors: Introduction, Characteristic of Multiprocessors, Inter connection Structures, Inter Process or Arbitration.

Pipeline: Parallel Processing, Pipelining, Instruction Pipeline, RISC Pipeline, Array Processor.

Text Books:

1. Computer System Architecture, Memorys Mano, Third Edition, Pearson, 2008.
2. Computer Organization, Carl Halmahera, Zvonko Vranesic, Safwat Zaky, 5/e, McGrawHill, 2002.

Reference Books:

1. Computer Organization and Architecture, William Stallings, 6/e, Pearson, 2006.
2. Structured Computer Organization, Andrew S. Tanenbaum, 4/e, Pearson, 2005.
3. Fundamentals of Computer Organization and Design

Web Resources:

1. <https://nptel.ac.in/courses/106/105/106105163/>
2. <http://www.cuc.ucc.ie/CS1101/David%20Tarnoff.pdf>

Web References:

1. www.tutorialspoint.com
2. www.studytonight.com

Course Code	Course Name	Course Structure			
P21ITT05	Database Management Systems	L	T	P	C
		3	0	0	3

Internal Marks: 30

External Marks: 70

Course Prerequisite: NIL**Course Objectives:**

1. To introduce ea bout data base management systems
2. To give a good formal foundation on the relational model of data and usage of Relational Algebra
3. To introduce the concepts of basic SQL as universal Data base language
4. Todemonstratetheprinciplesbehindsystematicdatabasedesignapproaches by covering conceptual l design ,logical design through normalization
5. To provide earn overview of physical design of a data base system ,by discussing Data base in dewing techniques and storage techniques

Course Outcomes: After completion of this course, the students would be able to

1. Describe earl atonal data base and object-oriented database
2. Create ,maintain and manipulate relational data base using SQLDB design methodology and normalization process.
3. Describe Remodel and normalization for data base design
4. Examine issues in data storage and query processing and can formula tea ppropriate solutions
5. Out line the role and issues inm anagement of data such as efficiency,privacy,security,ethic alresponsibility, and strategic advantage

UNIT-I:**(9 Lectures)**

Introduction: Database system, Characteristics (Database Vs File System), Database Users (Actors on Scene, Workers behind the scene), Advantages of Database systems, Data base applications. Brief introduction of different Data Models; Concepts of Schema, Instance and data in dependence;Threetierschemaarchitecture for data independence; Database system structure, environment, Centralized and Client Severer chitecture for the database.

UNIT-II:**(10 Lectures)**

Relational Model: Introduction to relational model, concepts of domain, attribute, tuple, relation, importance of null values, constraints (Domain, Key constraints, integrity constraints) and their importance BASICSQL: Simple Database schema, data types, table definitions (create, alter), different DML operations (insert, delete, update), basic SQL querying (select and project) using where clause, arithmetic & logical operations,SQL functions (Date and Time ,Numeric, String conversion).

UNIT-III:**(9 Lectures)**

Entity Relationship Model: Introduction, Representation of entities, attributes, entity set, relationship, relationship set, constraints, sub classes, super class, inheritance, specialization, generalization using ERDiagrams. SQL:Creating tables with relationship, implementation of key and integrity constraints, nest enquiries, sub queries, grouping, aggregation, ordering, implementation of different types of joins, view(uptdatable and non- uptdatable),relational set operations.

UNIT-IV:**(9 Lectures)**

Schema Refinement (Normalization):Purpose of Normalization or schema refinement, concept of functional dependency, normal forms based on functional dependency(1NF, 2NF and 3 NF), concept of surrogate key,Boyce-codd normal form(BCNF), Lossless join and dependency preserving decomposition, Fourth normal form(4NF),Fifth Normal Form(5NF).

UNIT-V:**(9 Lectures)**

Transaction Concept: Transaction State, Implementation of Atomicity and Durability, Concurrent Executions, Serialize ability, Recoverability, Implementation of Isolation, Testing for Serializability, Failure Class if action, Storage, Recovery and Atomicity, Recover yalgorithm. Indexing Techniques: B+ Trees: Search, Insert, Delete algorithms, File Organization and Indexing, Cluster Indexes, Primary and Secondary Indexes, Index data Structures, Hash Based Indexing: Tree base Indexing , Comparison of File Organizations, Indexes and Performance Tuning

Text Books:

1. Data base Management Systems,3/e, Raghurama Krishnan, Johannes Gehrke, TMH
2. DatabaseSystemConcepts,5/e,Silberschatz, Korth,TMH

Reference Books:

1. Introduction to Data base Systems,8/e CJ Date, PEA.
2. Data base Management System,6/e Ramez Elmasri, Shamkant B.Navathe, PEA
3. DatabasePrinciplesFundamentalsofDesignImplementationandManagement, Carlos Coronel, Steven Morris, Peter Robb, Cengage Learning.

Web References:

1. <https://nptel.ac.in/courses/106/105/106105175/>
2. <https://www.geeksforgeeks.org/introduction-to-nosql/>

Course Code	Course Name	Course Structure			
		L	T	P	C
P21CBT01	SENSORS AND TRANSDUCERS	3	0	0	3

Internal Marks: 30

External Marks: 70

Course Prerequisite: Basic Electrical Engineering**Course Objectives:**

1. Classify and describe various transducers which are used for measuring various parameter like displacement, temperature etc.
2. Understand the static and dynamics characteristics of transducers
3. Identify the type of transducers used for various application
4. Understand the virtual instrumentation for various data acquisition
5. Understand the types sensor used for various applications

Course Outcomes:

1. To understand the structural and functional principles of sensors and transducers used for various physical and nonelectric quantities.
2. To explain the principles of operation of the sensor parameters
3. To understand the knowledge about the implementation of sensors and transducers into a control system structure.
4. To get the basic idea of measurements and the errors associated with measurement.
5. To gain information about the function of various measuring instruments and using them.

UNIT-I: INTRODUCTION

Basic method of measurement, generalized scheme for measurement systems, units and standards, errors, classification of errors, error analysis, statistical methods, sensor, transducer, classification of transducers, basic requirement of transducers.

UNIT-II: SENSORS

Introduction to sensors, types of sensor, smart sensors, fiber optic sensors, MEMS, nano sensors, Ultrasonic Sensors, Thin Film Sensors, Liquid Level Sensors, typical application of sensors

UNIT-III: CHARACTERISTICS OF TRANSDUCERS (10 Lectures)

Static characteristics, dynamic characteristics, mathematical model of transducer, zero, first order and second order transducers – response to step, ramp and sinusoidal inputs.

UNIT-IV: RESISTIVE, INDUCTIVE AND CAPACITANCE TRANSDUCERS (8 Lectures)

Potentiometer, Strain gauge, LVDT, variable reluctance transducers, Proximity transducers, capacitive transducer, Capacitor microphone, capacitive thickness

Transducers, capacitive strain transducers, hall effect transducer, fiber optic transducer and its application.

UNIT-V: DATA ACQUISITION**(9 Lectures)**

Types of transducer, signals, signal conditioning, DAQ hardware, analog inputs and outputs, DAQ software architecture, selection and configuration data acquisition device, components of computer based measurement system.

Text Books:

1. A.K, "A Course in Electrical and Electronics Measurements and Instrumentation", 18th Edition, DhanpatRai& Company Private Limited,2007.
2. Renganathan. S,"Transducer Engineering", Allied Publishers, Chennai, 2003.
3. Murthy.D.V.S, "Transducers and Instrumentation", Prentice Hall of India,2001

Reference Books:

1. Doebelin. E.A, "Measurement Systems – Applications and Design", Tata McGraw Hill, New York, 2000.
2. Patranabis. D, "Sensors and Transducers", Prentice Hall of India, 1999.
3. John. P, Bentley, "Principles of Measurement Systems", III Edition, Pearson Education, 2000.
4. Doebelin. E.A, "Measurement Systems – Applications and Design", Tata McGraw Hill, New York, 2000.

Course Code	Course Name	Course Structure			
P21ITL04	Object Oriented Programming With Java Lab	L	T	P	C
		0	0	3	1.5

Internal Marks: 15

External Marks: 35

Course Prerequisite: NIL**List of Experiments:****Exercise 1:** (Basics)

1. Write a java program that display the roots of a quadratic equation $ax^2+bx=0$. Calculate the discriminate D and basing on value of D, describe the nature of root.

Exercise 2: (Operations, Expressions, Control-flow, Strings)

1. Write a JAVA program to search for an element in a given list of elements using binary search mechanism.
2. Write a JAVA program to sort for an element in a given list of elements using bubble sort.
3. Write a JAVA program to sort for an element in a given list of elements using merge sort.
4. Write a JAVA program using StringBuffer to delete, remove character.

Exercise 3: (Class, Objects)

1. Write a JAVA program to implement class mechanism. – Create a class, methods and invoke them inside main method.
2. Write a JAVA program to implement constructor. .

Exercise 4: (Method)

1. Write a JAVA program to implement constructor overloading.
2. Write a JAVA program implement method overloading.

Exercise 5: (Inheritance))

1. Write a JAVA program to implement Single Inheritance
2. Write a JAVA program to implement multi level Inheritance
3. Write a java program for abstract class to find areas of different shapes

Exercise 6: (Inheritance - Continued)

1. Write a JAVA program give example for “super” keyword.
2. Write a JAVA program to implement Interface. What kind of Inheritance can be achieved?

Exercise 7: (Exception))

1. Write a JAVA program that describes exception handling mechanism b). Write a JAVA program illustrating Multiple catch clauses

Exercise 8: (Runtime Polymorphism)

1. Write a JAVA program that implements Runtime polymorphism
2. Write a Case study on run time polymorphism, inheritance that implements in above problem

Exercise 9: (User defined Exception)

1. Write a JAVA program for creation of Illustrating throw
2. Write a JAVA program for creation of Illustrating finally
3. Write a JAVA program for creation of Java Built-in Exceptions
4. Write a JAVA program for creation of User Defined Exception

Exercise 10: (Threads)

1. Write a JAVA program that creates threads by extending Thread class .First thread display "Good Morning "every 1 sec, the second thread displays "Hello "every 2 seconds and the third display "Welcome" every 3 seconds ,(Repeat the same by implementing Runnable)
2. Write a program illustrating isAlive and join ()
3. Write a Program illustrating Daemon Threads.

Exercise 11: (Packages)

1. Write a JAVA program illustrate class path
2. Write a case study on including in class path in your os environment of your package. c). Write a JAVA program that import and use the defined your package in the previous Problem

Exercise 12: (Applet)

1. Write a JAVA program to paint like paint brush in applet.
2. Write a JAVA program to display analog clock using Applet.
3. Write a JAVA program to create different shapes and fill colors using Applet.

Exercise 13: (Swings)

1. Write a JAVA program to build a Calculator in Swings.
2. Write a JAVA program to display the digital watch in swing tutorial.

Exercise 14: (Swings - Continued)

1. Write a JAVA program that to create a single ball bouncing inside a JPanel.
2. Write a JAVA program JTree as displaying a real tree upside down

Course Code	Course Name	Course Structure			
		L	T	P	C
P21ITL05	Database Management Systems Lab	0	0	3	1.5

Internal Marks: 15

External Marks: 35

Course Prerequisite: NIL**Course Objectives:** After Completion of this course student must be able to

1. Understand, analyze and apply SQL commands like DDL,DML,DCL to perform different Database operations
2. Understand and practice PL/SQL block, control statements and cursors.
3. Develop PL/SQL programs using, functions, procedures, packages and Triggers.

Course Outcomes: After learning the contents of this paper the student must be able to

1. Know about SQL DDL,DML,DCL,TCL commands
2. Know how to write SQL Queries using set operators
3. Know about how to implement PL/SQL programs using conditional ,loops statements
4. Know about implementing of triggers, cursors and exceptions
5. Know about implementing procedures, functions and packages

PROGRAMS LIST

1. Creation, altering and dropping of tables and inserting rows into a table (use constraints while creating tables).
2. Queries (along with sub Queries) using ANY, ALL, IN, EXISTS, NOT EXISTS, UNION, INTERSET, Constraints.
3. Queries using Aggregate functions (COUNT, SUM, AVG, MAX and MIN), GROUP BY, HAVING and Creation and dropping of Views.
4. Queries using Conversion functions, string functions and date functions
5. (a) Creation of simple PL/SQL program which includes declaration section, executable section and exception –Handling section
(b) Insert data into student table and use COMMIT, ROLLBACK and SAVE-POINT in PL/SQL block.
6. Develop a program that includes the features NESTED IF, CASE and CASE expression. The program can be extended using the NULLIF and COALESCE functions.

7. Program development using WHILE LOOPS, numeric FOR LOOPS, nested loops using ERROR Handling, BUILT -IN Exceptions, USE defined Exceptions, RAISEAPPLICATION ERROR.
8. Programs development using creation of procedures, passing parameters IN and OUT of PROCEDURES.
9. Program development using creation of stored functions, invoke functions in SQL Statements and write complex functions.
10. Write a PL/SQL block illustrating packages.
11. Write a PL/SQL code using CURSOR.
12. Develop Programs using BEFORE and AFTER Triggers, Row and Statement Triggers and Instead of Triggers.



Course Code	Course Name	Course Structure			
P21ITL03	Free Open Source Software	L	T	P	C
		0	0	3	1.5

Internal Marks: 15

External Marks: 35

Course Prerequisite: NIL

Course Objectives: To teach students various unix utilities and shell scripting

1. Session-1

- (a) Log into the system
- (b) Use vi editor to create a file called myfile.txt which contains some text.
- (c) Correct typing errors during creation.
- (d) Save the file
- (e) logout of the system

Session-2

- (a) Log into the system
 - (b) open the file created in session 1
 - (c) Add some text
 - (d) Change some text
 - (e) Delete some text
 - (f) Save the Changes
 - (g) Logout of the system
2. (a) Log into the system
- (b) Use the cat command to create a file containing the following data. Call it mytable use tabs to separate the fields
- ```
1425 Ravi 15.65
4320 Ramu 26.27
6830 Sita 36.15
1450 Raju 21.86
```
- (c) Use the cat command to display the file, mytable.
- (d) Use the vi command to correct any errors in the file, mytable.
- (e) Use the sort command to sort the file mytable according to the first field. Call the sorted file my table (same name)
- (f) Print the file mytable
- (g) Use the cut and paste commands to swap fields 2 and 3 of mytable. Call it my table (same name)
- (h) Print the new file, mytable

- (i) Logout of the system
  - (j) Login to the system
  - (k) Use the appropriate command to determine your login shell
  - (l) Use the `/etc/passwd` file to verify the result of step b.
  - (m) Use the `who` command and redirect the result to a file called `myfile1`. Use the `more` command to see the contents of `myfile1`.
  - (n) Use the `date` and `who` commands in sequence (in one line) such that the output of `date` will display on the screen and the output of `who` will be redirected to a file called `myfile2`. Use the `more` command to check the contents of `myfile2`.
3. Write a `sed` command that deletes the first character in each line in a file.
- (a) Write a `sed` command that deletes the character before the last character in each line in a file.
  - (b) Write a `sed` command that swaps the first and second words in each line in a file.
4. Pipe your `/etc/passwd` file to `awk`, and print out the home directory of each user.
- (a) Develop an interactive `grep` script that asks for a word and a file name and then tells how many lines contain that word.
  - (b) Repeat
  - (c) Part using `awk`
5. (a) Write a shell script that takes a command `-line` argument and reports on whether it is directory, a file, or something else.
- (b) Write a shell script that accepts one or more file name as arguments and converts all of them to uppercase, provided they exist in the current directory.
6. Write a shell script that accepts a file name starting and ending line numbers as arguments and displays all the lines between the given line numbers.
7. (a) Write a shell script that computes the gross salary of a employee according to the following rules
- i. If basic salary is  $< 1500$  then  $HRA = 10\%$  of the basic and  $DA = 90\%$  of the basic.
  - ii. If basic salary is  $\geq 1500$  then  $HRA = Rs500$  and  $DA = 98\%$  of the basic
- The basic salary is entered interactively through the key board.
8. Write a shell script to search given number using binary search.
9. (a) Write a shell script that displays a list of all the files in the current directory to which the user has read, write and execute permissions.

- (b) Develop an interactive script that ask for a word and a file name and then tells how many times that word occurred in the file.
  - (c) Write a shell script to perform the following string operations:
    - i. To extract a sub-string from a given string.
    - ii. To find the length of a given string.
10. Write a shell script which will display Armstrong numbers from given arguments
  11. Write a shell script to display factorial value from given argument list
  12. Write a C program that simulates ls Command (Use system calls / directory API)

**Do the following Shell programs also**

1. Write a shell script to check whether a particular user has logged in or not. If he has logged in, also check whether he has eligibility to receive a message or not
2. Write a shell script which will display the username and terminal name who login recently in to the unix system
3. Write a shell script to find no. of files in a directory
4. Write a shell script to check whether a given number is perfect or not
5. Write a menu driven shell script to copy, edit, rename and delete a file
6. Write a shell script for concatenation of two strings
7. Write a shell script which will display Fibonacci series up to a given number of argument
8. Write a shell script to accept student number, name, marks in 5 subjects. Find total, average and grade. Display the result of student and store in a file called stu.data

Rules: avg $\geq$ 80 then grade A

Avg  $<$  80 & Avg  $\geq$  70 then grade B

Avg  $<$  70 & Avg  $\geq$  60 then grade C

Avg  $<$  60 & Avg  $\geq$  50 then grade D

Avg  $<$  50 & Avg  $\geq$  40 then grade E

Else grade F

9. Write a shell script to accept empno, empname, basic. Find DA, HRA, TA, PF using following rules. Display empno, empname, basic, DA, HRA, PF, TA, GROSS SAL and NETSAL. Also store all details in a file called emp.data

Rules: HRA is 18% of basic if basic  $>$  5000 otherwise 550 DA is 35% of basic



PF is 13% of basic

IT is 14% of basic

TA is 10% of basic

10. Write a shell script to demonstrate break and continue statements
11. Write a shell script to display string palindrome from given arguments
12. Write a shell script to display reverse numbers from given argument list
13. 13. Write a shell script which will find maximum file size in the given argument list
14. Write a shell script which will greet you "Good Morning", "Good Afternoon", "Good Evening" and "Good Night" according to current time
15. Write a shell script to sort the elements in a array using bubble sort technique
16. Write a shell script to find largest element in a array
17. Write an awk program to print sum, avg of students marks list
18. Write an awk program to display students pass/fail report
19. Write an awk program to count the no. of vowels in a given file
20. Write an awk program which will find maximum word and its length in the given input File
21. Write a shell script to generate the mathematical tables.
22. Write a shell script to sort elements of given array by using selection sort.
23. Write a shell script to find number of vowels, consonants, numbers, white spaces and special characters in a given string.
24. Write a shell script to search given number using binary search.

| Course Code | Course Name                | Course Structure |   |   |   |
|-------------|----------------------------|------------------|---|---|---|
| P21CBS01    | Data Analysis Using Python | L                | T | P | C |
|             |                            | 1                | 0 | 2 | 2 |

External Marks: 50

**Course Prerequisite:** PYTHON Programming

**Course Objectives:**

1. To acquire programming skills in core Python
2. To acquire Object Oriented skills in Python
3. To develop the skill of designing Graphical user Interfaces in Python
4. To develop the ability to write database applications in Python

**Course Outcomes:** After completion of the course, students would be able to:

1. Understand the basic principles of Python programming language
2. Implement object-oriented concepts.
3. Implement database and GUI applications.

**Exercise 1:**

Write a Python program for Machine Learning.

**Exercise 2:**

Write a Python Program for Data Analysis

**Exercise 3:**

Data Visualization Applications with Dash and Python Program

**Exercise 4:**

Data Visualization using Python Program

**Exercise 5:**

Write a program for Financial Strategies using Python Program

**Exercise 6:**

Simple Virtual Machine to deploying advanced machine learning APIs with Python

**Exercise 7:**

Image and Video Analysis with Python programming

**Exercise 8:**

Distributed and Parallel Computing Tasks using Python programming

**Exercise 9:**

Natural Language Processing using Python program code

| Course Code | Course Name           | Course Structure |   |   |   |
|-------------|-----------------------|------------------|---|---|---|
| P21MCT03    | Environmental Science | L                | T | P | C |
|             |                       | 3                | 0 | 0 | 3 |

Internal Marks: 100

**Course Prerequisite:** Basic knowledge about sciences up to intermediate or equivalent level.

**Course Objectives:** The student will be able to

1. Overall understanding of the natural resources
2. Basic understanding of the ecosystem and its diversity
3. Acquaintance on various environmental challenges induced due to unplanned anthropogenic activities
4. An understanding of the environmental impact of developmental activities
5. Awareness on the social issues, environmental legislation and global treaties

**Course Outcomes:** After going through this course the student will be able to acquire

1. The concepts of the ecosystem and its function in the environment. The need for protecting the producers and consumers in various ecosystems and their role in the food web
2. The natural resources and their importance for the sustenance of the life and recognize the need to conserve the natural resources
3. Various attributes of the pollution and their impacts and measures to reduce or control the pollution along with waste management practices 21CSS02
4. The biodiversity of India and the threats to biodiversity, and conservation practices to protect the biodiversity
5. Social issues both rural and urban environment and the possible means to combat the challenges and environmental assessment stages involved in EIA and the environmental audit.

#### UNIT-I:

(9 Lectures)

**MULTIDISCIPLINARY NATURE OF ENVIRONMENTAL STUDIES:** Definition, Scope and Importance– Need for Public Awareness. Renewable energy Resources, Solar energy-solar cells, solar batteries, wind energy, wind mills, ocean energy, tidal energy and nonrenewable energy resources: LPG, water gas, producer gas. World food problems, degradation and Soil erosion - overgrazing, effects of modern agriculture, fertilizer-pesticide problems, water logging and salinity.

#### UNIT-II:

(8 Lectures)

**ECOSYSTEMS:** Concept of an ecosystem. – Structure, Components and function of an ecosystem – Producers, consumers and decomposers – Energy flow in the ecosystem – Ecological succession – Ecological pyramids - Food chains, food webs and Introduction, types, characteristic features, structure and function of

the following ecosystem: a. Forest ecosystem. b. Grassland ecosystem c. Desert ecosystem d. Aquatic – River and Lake Ecosystems.

**UNIT-III:****(8 Lectures)**

**BIODIVERSITY AND ITS CONSERVATION:** Introduction, Definition: genetic, species and ecosystem diversity – Bio-geographical classification of India –Value of biodiversity: consumptive use, Productive use, social, ethical and aesthetic values – Biodiversity at global, National and local levels – India as a mega-diversity nation – Hot-spots of biodiversity – Threats to biodiversity: habitat loss, poaching of wildlife, Endangered and endemic species of India – Conservation of biodiversity: In-situ and Ex-situ conservation of biodiversity.

**UNIT-IV:****(9 Lectures)**

**ENVIRONMENTAL POLLUTION:** Definition, Cause, Effects and Control measures of : a. Air Pollution, b. Water pollution, c. Soil pollution, d. Marine pollution, e. Noise pollution, f. Nuclear hazards.

**Solid Waste Management:** Causes, effects and control measures of urban and industrial wastes

**Disaster management:** floods, earthquake, cyclone and landslides.

**UNIT-V:****(8 Lectures)**

**SOCIAL ISSUES AND THE ENVIRONMENT:** From unsustainable to sustainable development – Urban problems related to energy – Water conservation, rain water harvesting and watershed management –Environmental ethics: Issues and possible solutions – Climate change, global warming, acid rain, ozone layer depletion, nuclear accidents and holocaust. Case Studies Population growth – Impacts on society, variation among nations. Environmental Impact Assessment (EIA) and Environmental Protection Acts.

**Text Books:**

1. Text book of Environmental Studies for Undergraduate Courses by ErachBharucha for University Grants Commission, Universities Press, 2005.
2. Environmental Studies by Benny Joseph, Tata McGraw Hill Co, New Delhi, 2008.

**Reference Books:**

1. Environmental Science & Engineering by Dr. A. Ravikrishnan, Hitech Publishing Company Pvt. Ltd. 2013.
2. Perspectives in Environmental Studies, Second edition, AnubhaKoushik and C.P. Koushik, New Age International (P) Limited, Publishers, 2004.

**Online References:**

1. [www.tutorialspoint.com/](http://www.tutorialspoint.com/)
2. [www.sophia.org/](http://www.sophia.org/)

| Course Code | Course Name                | Course Structure |   |   |   |
|-------------|----------------------------|------------------|---|---|---|
| P21BST07    | Probability and Statistics | L                | T | P | C |
|             |                            | 3                | 0 | 0 | 3 |

Internal Marks: 30

External Marks: 70

**Course Prerequisite:** Principle of counting, Permutations and Combinations.**Course Objectives:**

1. To familiarize the students with the foundations of probability and statistical methods.
2. To impart probability concepts and statistical methods in various applications of engineering.

**Course Outcomes:** At the end of this course, the students will be able to

1. Explain the basic terms of Statistical Inference.
2. Interpret the association of characteristics and through correlation and regression tools.
3. Make the use of the concepts of probability and their applications. Also apply discrete and continuous probability distributions to solve various engineering problems.
4. Understand the various distribution and sampling and identify the estimation errors in sampling distributions.
5. Apply the proper test statistics to test the hypothetical data by Tests of Hypothesis.

**UNIT-I: Descriptive Statistics****(9 Lectures)**

Introduction - Measures of Central tendency - Measures of Variability (Spread or variance) - Moments – Skewness - Kurtosis.

**UNIT-II: Curve Fitting and Correlation and Regression****(9 Lectures)**

Method of least squares - Straight line - Parabola-Exponential curve - Power curve - Correlation - Correlation coefficient - Rank correlation - Regression and Regression lines.

**UNIT-III: Probability Theory and Random Variable:****(14 Lectures)****Probability Theory:** (14 Lectures) Probability - Axioms of Probability - Elementary theorems - Conditional probability - Baye's theorem (Without Proofs).**Random Variables:** Discrete random variable - Distribution function of a discrete random variable - Probability mass function: Properties - Mean and Variance - Continuous random variable - Distribution function - Density function: Properties - Mean and variance.**Probability Distributions:** Binomial distribution - Poisson distribution and their fitting to data - Normal distribution - Mean and Variance (Without proof).**UNIT-IV: Sampling theory and Theory of estimation****(9 Lectures)****Sampling Theory:** Introduction - Population and Samples - Sampling distribution of means ( $\sigma$  known)-Central limit theorem (without proof).

**Theory of estimation:** Point estimation- Interval estimation - Estimation of one mean and two means - Estimation of one proportion and two proportions.

**UNIT-V: Tests of Hypothesis:**

**(9 Lectures)**

Introduction – Hypothesis - Null and Alternative Hypothesis - Type I and Type II errors - Level of significance - One tail and two-tail tests -Tests concerning one mean and two means (Large and Small samples) -Tests on proportions.

**Text Books:**

1. S. C. Gupta and V. K. Kapoor, Fundamentals of Mathematical Statistics, 11/e (Reprint) 2019, Sultan Chand & Sons Publications.
2. Miller and Freund's, Probability and Statistics for Engineers, 7/e, Pearson, 2008.

**Reference Books:**

1. T. K. V. Iyenger, Probability and Statistics, S. Chand & Company Ltd, 2015
2. Jay I. Devore, Probability and Statistics for Engineering and the Sciences, 8<sup>th</sup> Edition, Cengage.
3. Sheldon M. Ross, Introduction to probability and statistics Engineers and the Scientists, 4<sup>th</sup> Edition, Academic Foundation, 2011.

**Web References:**

1. <https://leanpub.com/LittleInferenceBook>
2. <https://www.coursera.org/learn/statistical-inference>
3. <https://www.datacamp.com/community/open-courses/statistical-inference-and-data-analysis>



| Course Code | Course Name                                  | Course Structure |   |   |   |
|-------------|----------------------------------------------|------------------|---|---|---|
| P21CST05    | Mathematical Foundations of Computer Science | L                | T | P | C |
|             |                                              | 3                | 0 | 0 | 3 |

Internal Marks: 30

External Marks: 70

**Course Prerequisite:** An understanding of Mathematics in general is sufficient.

**Course Objectives:** This course is designed:

1. To introduce the concepts of mathematical logic.
2. To state the definitions of binary relation, equivalence relation, equivalence class.
3. To introduce the basic counting principles of permutations, combinations.
4. To introduce generating functions and recurrence relations.
5. To use Graph Theory for solving Engineering problems.

**Course Outcomes:** At the end of the course student will be able to

1. Understand and apply the logic statements and express logical sentences in terms of logical connectives.
2. Understand sets, relations and functions.
3. Demonstrate in practical applications the use of basic counting principles of permutations, combinations, inclusion/exclusion principle.
4. Analyze the various types of recurrences relations and apply the methods to find out their solutions.
5. Solve Science and Engineering problems using Graph Theory.

#### UNIT-I:

**(10 Lectures)**

**Mathematical Logic:** Propositional Calculus: Statements and Notations, Connectives, Well Formed Formulas, Truth Tables, Tautologies, Equivalence of Formulas, Duality Law, Tautological Implications, Normal Forms, Theory of Inference for Statement Calculus, Consistency of Premises, Indirect Method of Proof, Predicate Calculus: Predicates, Predicative Logic, Statement Functions, Variables and Quantifiers, Free and Bound Variables, Inference Theory for Predicate Calculus.

#### UNIT-II:

**(08 Lectures)**

**Set Theory:** Sets: Operations on Sets, Relations: Properties, Operations, Partition and Covering, Transitive Closure, Equivalence, Compatibility and Partial Ordering, Hasse Diagrams, Functions: Bijective, Composition, Inverse, Permutation, and Recursive Functions, Lattice and its Properties.

#### UNIT-III:

**(9 Lectures)**

**Combinatorics:** Basis of Counting, Permutations, Permutations with Repetitions, Circular and Restricted Permutations, Combinations, Restricted Combinations, Binomial and Multinomial Coefficients and Theorems. The principles of Inclusion – Exclusion. Pigeon hole principles and its application. Algebraic Structures: Algebraic Systems, Properties, Semi Groups and Monoids, Group, Subgroup and Abelian Group, Homomorphism, Isomorphism.

**UNIT-IV:****(9 Lectures)**

**Recurrence Relations:** Generating Functions, Function of Sequences, Partial Fractions, Calculating Coefficient of Generating Functions, Recurrence Relations, Solving Recurrence Relations by Substitution and Generating Functions, Method of Characteristic Roots, Solving Inhomogeneous Recurrence Relations.

**UNIT-V:****(9 Lectures)**

**Graph Theory:** Basic Concepts, Graph Theory and its Applications, Sub graphs, Graph Representations: Adjacency and Incidence Matrices, Isomorphic Graphs, Paths and Circuits, Eulerian and Hamiltonian Graphs, Multigraphs, Bipartite and Planar Graphs, Euler's Theorem, Graph Colouring and Covering, Chromatic Number, Spanning Trees- BFS and DFS Algorithms, Minimum Spanning Trees- Prim's and Kruskal's Algorithms.

**Text Books:**

1. Discrete Mathematics and its Applications with Combinatorics and Graph Theory- Kenneth H Rosen, 7th Edition, 2013.
2. Elements of DISCRETE MATHEMATICS- A computer Oriented Approach- C L Liu, D P Mohapatra. Third Edition, Tata McGraw Hill.2008.
3. Discrete Mathematics for Computer Scientists and Mathematicians, J.L. Mott, A. Kandel, T.P. Baker, PHI, 2010.

**Reference Books:**

1. Discrete Mathematical Structures with Applications to Computer Science-J.P. Tremblay and R. Manohar, TMH, 2008.
2. Discrete Mathematics- Richard Johnsonbaugh, 7<sup>th</sup> Edition., Pearson Education,2008.
3. Discrete Mathematics with Graph Theory- Edgar G. Goodaire, Michael M. Parmenter.2/e, 2002.
4. Discrete and Combinatorial Mathematics - an applied introduction: Ralph.P. Grimaldi, 5<sup>th</sup> edition, Pearson Education, 2004.

**Web References:**

1. [www.tutorialspoint.com](http://www.tutorialspoint.com)
2. [www.lecturenotes.in](http://www.lecturenotes.in)

| Course Code | Course Name       | Course Structure |   |   |   |
|-------------|-------------------|------------------|---|---|---|
|             |                   | L                | T | P | C |
| P21ITT06    | Operating Systems | 3                | 0 | 0 | 3 |

Internal Marks: 30

External Marks: 70

**Course Prerequisite:** Computer System fundamentals**Course Objectives:**

1. Analyze the tradeoffs inherent in operating system design.
2. Summarize the various approaches to solving the problem of mutual exclusion in an operating system.
3. Understand the principles of Deadlocks.
4. Evaluate the trade-offs in terms of memory size (main memory, cache memory, auxiliary memory) and processor speed.
5. Demonstrate disk storage strategies, file strategies and system protection and security with different crypto models.

**Course Outcomes:**

1. Describe the important computer system resources and the role of operating system in their management and Identify the System.
2. Design various Scheduling algorithms and Apply the principles of concurrency.
3. Design deadlock, prevention and avoidance algorithms.
4. Compare and contrast various memory management schemes.
5. Design and Implement a prototype file systems. techniques.

**UNIT-I:****(11 Lectures)**

**Computer System and Operating System Overview:** Overview of Computer System hardware, Operating System Objectives and functions, Evaluation of operating System, Operating System Services, System Calls.

**Process Management:** Process Description, Process Control, Process States, Co-operating Processes , Inter-process Communication.

**UNIT-II:****(13 Lectures)**

**CPU Scheduling:** Basic Concepts, Scheduling Criteria, Scheduling Algorithms, Threads Overview, Threading issues.

**Synchronization:** Background, The Critical-Section Problem, Peterson solution, Synchronization Hardware, Mutex Locks, Semaphores, Classic Problems of Synchronization, Monitors.

**UNIT-III:****(11 Lectures)**

Dead Locks: System Model, Deadlock Characterization, Methods for Handling Deadlocks, Deadlock Prevention, Deadlock Avoidance, Deadlock Detection, Recovery from Deadlock.

**UNIT-IV:****(13 Lectures)**

**Memory Management Strategies:** Background, Swapping, Contiguous Memory Allocation, Segmentation, Paging, Structure of Page Table.

**Virtual Memory Management:** Background, Demand Paging, Page Replacement, allocation of frames, Thrashing.

**UNIT-V:****(12 Lectures)**

**File system Interface:** The concept of a file, Access Methods, Directory structure, File system mounting, file sharing, protection.

**File System implementation:** File system structure, allocation methods, free space management Mass storage structure, overview of Mass-storage structure, Disk scheduling.

**Text Books:**

1. Operating System Concepts, Abraham Silberschatz, Peter Baer Galvin and Greg Gagne 9<sup>th</sup> Edition, John Wiley and Sons Inc., 2012.
2. Operating Systems – Internals and Design Principles, William Stallings, 7<sup>th</sup> Edition, Prentice Hall, 2011.

**Reference Books:**

1. Modern Operating Systems, Andrew S. Tanenbaum, Second Edition, Addison Wesley, 2001.
2. Operating Systems: A Design-Oriented Approach, Charles Crowley, Tata Mc Graw Hill Education", 1996.
3. Operating Systems: A Concept-Based Approach, D M Dhamdhare, Second Edition, Tata Mc Graw-Hill Education, 2007.

**Web References:**

1. <https://nptel.ac.in/courses/106/106/106106144/>
2. [https://www.tutorialspoint.com/operating\\_system](https://www.tutorialspoint.com/operating_system)
3. [https://www.youtube.com/playlist?list=PLEJxKK7AcSEGPOCftQTJhOE1U44J\\_JAun](https://www.youtube.com/playlist?list=PLEJxKK7AcSEGPOCftQTJhOE1U44J_JAun)
4. <https://www.pdf-archive.com/2016/12/25/operating-system-concepts-9thedition/operating-system-concepts-9th-edition.pdf>.

| Course Code | Course Name                           | Course Structure |   |   |   |
|-------------|---------------------------------------|------------------|---|---|---|
|             |                                       | L                | T | P | C |
| P21CBT02    | Micro Controllers and IC Applications | 3                | 0 | 0 | 3 |

Internal Marks: 30

External Marks: 70

**Course Objectives:**

1. To familiarize the architecture of microprocessors and micro controllers
2. To provide the knowledge about interfacing techniques of bus & memory
3. To understand the concepts of ARM architecture
4. To study the basic concepts of Advanced ARM processors

**Course Outcomes:**

1. Upon completing this course, the student will be able to
2. Understands the internal architecture, organization and assembly language programming of 8086 processors
3. Understands the internal architecture, organization and assembly language programming of 8051/controllers
4. Understands the interfacing techniques to 8086 and 8051 based systems
5. Understands the internal architecture of ARM processors and basic concepts of advanced ARM processors

**UNIT-I:**

**8086 Architecture:** 8086 Architecture-Functional diagram, Register Organization, Memory Segmentation, Programming Model, Memory addresses, Physical Memory Organization, Architecture of 8086, Signal descriptions of 8086, interrupts of 8086. Instruction Set and Assembly Language Programming of 8086: Instruction formats, Addressing modes, Instruction Set, Assembler Directives, Macros, and Simple Programs involving Logical, Branch and Call Instructions, Sorting, String Manipulations.

**UNIT-II:**

**Introduction to Microcontrollers:** Overview of 8051 Microcontroller, Architecture, I/O Ports, Memory Organization, Addressing Modes and Instruction set of 8051. 8051 Real Time Control: Programming Timer Interrupts, Programming External Hardware Interrupts, Programming the Serial Communication Interrupts, Programming 8051 Timers and Counters

**UNIT-III:**

**I/O and Memory Interface:** LCD, Keyboard, External Memory RAM, ROM Interface, ADC, DAC Interface to 8051. Serial Communication and Bus Interface: Serial Communication Standards, Serial Data Transfer Scheme, On board Communication Interfaces-I2C Bus, SPI Bus, UART; External Communication Interfaces-RS232,USB.

**UNIT-IV: Integrated Circuits:** Classification, chip size and circuit complexity, basic information of Opamp, ideal and practical Op-amp, internal circuits, Op-amp characteristics, DC and AC Characteristics, 741 opamp and its features, modes of operation-inverting, non-inverting, differential.

**UNIT-V: Op-amp and Applications:** Basic information of Op-amp, instrumentation amplifier, ac amplifier, V to I and I to V converters, Sample & hold circuits, multipliers and dividers, differentiators and integrators, comparators, Schmitt trigger, Multivibrators, introduction to voltage regulators, features of 723

### Text Books:

1. Advanced Microprocessors and Peripherals – A. K. Ray and K. M. Bhurchandani, TMH, 2nd Edition 2006.
2. ARM System Developers guide, Andrew N SLOSS, Dominic SYMES, Chris WRIGHT, Elsevier, 2012

### Reference Books:

1. The 8051 Microcontroller, Kenneth. J. Ayala, Cengage Learning, 3rd Ed, 2004.
2. Microprocessors and Interfacing, D. V. Hall, TMGH, 2nd Edition 2006.
3. The 8051 Microcontrollers, Architecture and Programming and Applications -K. Uma Rao, Andhe Pallavi, Pearson, 2009.
4. Digital Signal Processing and Applications with the OMAP- L138 Experimenter, Donald Reay, WILEY 2012.



| Course Code | Course Name                                 | Course Structure |   |   |   |
|-------------|---------------------------------------------|------------------|---|---|---|
|             |                                             | L                | T | P | C |
| P21MBT01    | Managerial Economics and Financial Analysis | 3                | 0 | 0 | 3 |

Internal Marks: 30

External Marks: 70

**Course Objectives:**

1. The Learning objective of this Unit is to understand the concept and nature of Managerial Economics and its relationship with other disciplines, Concept of Demand and Demand forecasting.
2. The Learning objective of this Unit is to understand the concept of Production function, Input Output relationship, different Cost Concepts and Concept of Cost-Volume-Profit Analysis.
3. The Learning Objective of this Unit is to understand the Nature of Competition, Characteristics of Pricing in the different market structure and significance of various pricing methods and to know the different forms of Business organization
4. The Learning objective of this Unit is to understand the different Accounting Systems preparation of Financial Statements and uses of different tools for performance evaluation
5. The Learning objective of this Unit is to understand the concept of Capital, Capitalization, Capital Budgeting and to know the techniques used to evaluate Capital Budgeting proposals by using different methods

**Course Outcomes:**

1. The Learner is equipped with the knowledge of estimating the Demand for a product and the relationship between Price and Demand.
2. One should understand the Cost Concepts for decision making and to estimate the least cost combination of inputs.
3. One has to understand the nature of different markets and Price Output determination under various market conditions and with the knowledge of different Business Units.
4. The Learner is able to prepare Financial Statements and the usage of various Accounting tools for Analysis.
5. The Learner is able to evaluate various investment project proposals with the help of capital budgeting techniques for decision making.

**UNIT-I:****(8 Lectures)**

**Introduction to Managerial Economics and demand Analysis:** Definition of Managerial Economics-Scope of Managerial Economics and its relationship with other subjects-Concept of Demand, Types of Demand, Determinants of Demand-Demand Schedule, Demand Curve, Law of Demand and its limitations-Elasticity

of Demand-Types of Elasticity of Demand and Measurement-Demand forecasting and its Methods.

**UNIT-II:****(10 Lectures)**

**Production and Cost Analyses:** Concept of Production function-Cobb-Douglas Production Function – Law of one Variable proportions-Isoquants and Isocosts and choice of Least cost factor combination-Concepts of Returns to Scale and Economics of Scale-Different Cost Concepts: Opportunity Costs, Explicit Costs and Implicit Costs -Fixed Costs, Variable Costs and Total Costs - Cost Volume Profit analysis - Determination of Break-Even Point (Simple Problem) Managerial Significance and limitations of Breakeven point.

**UNIT-III:****(8 Lectures)**

**Introduction to Markets and Types of Business Organization:** Market Structures: Perfect Competition, Monopoly, Monopolistic Competition and Oligopoly – Features – Price and Output Determination– Other Methods of Pricing: Average Cost Pricing, Limit Pricing, Market Skimming Pricing, Internet Pricing. Features and Evaluation of Sole Trader – Partnership – Joint Stock Company –Private Public Partnership - State/Public Enterprises and their forms – Business Cycles – Meaning and Features – Phases of Business Cycle.

**UNIT-IV:****(10 Lectures)**

**Introduction to Accounting & Financing Analysis:** Introduction to Double Entry Systems – Preparation of Financial Statements-Analysis and Interpretation of Financial Statements (Simple Problems) GST basic concepts and Slab rates.

**UNIT-V:****(10 Lectures)**

**Capital and Capital Budgeting:** Capital Budgeting: Meaning of Capital-Meaning of Capital Budgeting-Time value of Money-Methods of appraising Project profitability: Traditional methods (pay back period, accounting rate of return) and Modern Methods (Discounted cash flow method, Net present value method, internal rate of return method and profitability index).

**Text Books:**

1. Dr. N. Appa Rao, Dr. P. Vijay Kumar: 'Managerial Economics and Financial Analysis', Cengage Publications, New Delhi – 2011.
2. Dr. A. R. Aryasri – Managerial Economics and Financial Analysis, TMH 2011.
3. Prof. J.V.Prabhakara rao, Prof. P. Venkatarao. 'Managerial Economics and Financial Analysis', Ravindra Publication.

**Reference Books:**

1. V. Maheswari : Managerial Economics, Sultan Chand.
2. Suma Damodaran : Managerial Economics, Oxford 2011.
3. Dr. B. Kuberudu and Dr. T. V. Ramana : Managerial Economics & Financial Analysis, Himalaya Publishing House 2011.

4. Sanjay Dhameja : Financial Accounting for Managers, Pearson.
5. Financial Accounting for Managers, Sanjay Dhameja, Pearson, 2015.
6. S. A. Siddiqui & A. S. Siddiqui : Managerial Economics and Financial Analysis, New Age International Publishers, 2012.
7. Financial Accounting, Maheswari, Vikas Publications, 2018.

**Web References:**

1. [www.lecturenotes.in/](http://www.lecturenotes.in/)
2. [www.nptel.ac.in/](http://www.nptel.ac.in/)
3. [www.crectirupati.com/](http://www.crectirupati.com/)



| Course Code | Course Name           | Course Structure |   |   |     |
|-------------|-----------------------|------------------|---|---|-----|
| P21CBL01    | Operating Systems Lab | L                | T | P | C   |
|             |                       | 0                | 0 | 3 | 1.5 |

Internal Marks: 15

External Marks: 35

**Course Prerequisite:** NIL

**Course Objectives:** To give a practical orientation of programming in Linux environment using system calls and advanced concepts in Unix programming.

**Course Outcomes:**

1. Students will be able to understand the basic commands of linux operating system and can write shell scripts.
2. Students will be able to create file systems and directories and operate them.
3. Students will be able to create processes background and fore ground etc..by fork() system calls.
4. Students will be create shared memory segments, pipes, message queues and can exercise interprocess communication.

**Programs List:**

1. Simulate the following CPU scheduling algorithms
  - (a) Round Robin
  - (b) SJF
  - (c) FCFS
  - (d) Priority
2. Implementation of fork (), wait (), exec() and exit () System calls
3. Simulate the following.
  - (a) Multiprogramming with a fixed number of tasks (MFT)
  - (b) Multiprogramming with a variable number of tasks (MVT)
4. Simulate Bankers Algorithm for Dead Lock Avoidance
  - (a) FIFO
  - (b) LRU
  - (c) LFU
5. Simulate the following File allocation strategies
  - (a) Sequenced
  - (b) Indexed
  - (c) Linked

| Course Code | Course Name                               | Course Structure |   |   |     |
|-------------|-------------------------------------------|------------------|---|---|-----|
|             |                                           | L                | T | P | C   |
| P21CBL02    | Micro Controllers and IC Applications Lab | 0                | 0 | 3 | 1.5 |

Internal Marks: 15

External Marks: 35

**Course Objectives:**

1. Design and analyze multivibrator circuits using op-amp and 555Timer
2. Design and analyze various combinational circuits like multiplexers, and de-multiplexers, binary adder, subtractor, etc
3. Design and analyze various sequential circuits like flip-flops, counters etc

**Experiment-1:**

Using 8086 Processor Kits and/or Assembler  
Assembly Language Programs to 8086 to Perform

1. Arithmetic, Logical, String Operations on 16 Bit and 32-Bit Data.
2. Bit level Logical Operations, Rotate, Shift, Swap and Branch Operations.

**Experiment-2:**

Using 8051 Microcontroller Kit (6 weeks)  
Introduction to IDE

1. Assembly Language Programs to Perform Arithmetic (Both Signed and Unsigned) 16 Bit Data Operations, Logical Operations (Byte and Bit Level Operations), Rotate, Shift, Swap and Branch Instructions
2. Time delay Generation Using Timers of 8051.
3. Serial Communication from / to 8051 to / from I/O devices.
4. Program Using Interrupts to Generate Square Wave 10 KHZ Frequency on P2.1 Using Timer 0 8051 in 8 bit Auto reload Mode and Connect a 1 HZ Pulse to INT1 pin and Display on Port 0. Assume Crystal Frequency as 11.0592 MHZ

**Experiment-3:**

1. Application of Operational Amplifiers
2. Time delay Generation Using Timers of 8051.
3. Design and testing of Active LPF & HPF using op-amp
4. Design of Schmitt Trigger using op-amp

5. Design of Astable multivibrator using
  - a) op amp
  - b) IC555

**Experiment-4:**

1. Line and load regulation of three terminal IC Voltage Regulator
2. TOperation of R-2R ladder DAC and flash type ADC
3. Simulation of any 4 Experiments 1, 2, 3, 4 , 5 and 6 using Multisim software.
4. Minimization and Realization of a given Function using Basic Gates (AND, OR, NOR, NAND,EXOR).





| Course Code | Course Name       | Course Structure |   |   |     |
|-------------|-------------------|------------------|---|---|-----|
|             |                   | L                | T | P | C   |
| P21ITL06    | R Programming Lab | 0                | 0 | 3 | 1.5 |

Internal Marks: 15

External Marks: 35

**Course Prerequisite:** Any Programming Language.

**Course Outcomes:** At the end of the Course, the Student will be able to:

1. Setup R Programming Environment.
2. Understand and use R – Data types.
3. Understand and use R – Data Structures.
4. Develop programming logic using R – Packages.
5. Analyze data sets using R – programming capabilities

**List of Experiments:**

1. Download and install R-Programming environment and install basic packages using `install.packages()` command in R.
2. Learn all the basics of R-Programming (Data types, Variables, Operators etc.,)
3. Write a program to find list of even numbers from 1 to n using R-Loops.
4. Create a function to print squares of numbers in sequence.
5. Write a program to join columns and rows in a data frame using `cbind()` and `rbind()` in R.
6. Implement different String Manipulation functions in R.
7. Implement different data structures in R (Vectors, Lists, Data Frames)
8. Write a program to read a csv file and analyze the data in the file in R.
9. Create pie chart and bar chart using R.
10. Create a data set and do statistical analysis on the data using R.

| Course Code | Course Name                     | Course Structure |   |   |   |
|-------------|---------------------------------|------------------|---|---|---|
|             |                                 | L                | T | P | C |
| P21CBS02    | Android Application Development | 1                | 0 | 2 | 2 |

Internal Marks: 15

External Marks: 35

**Course Objectives:**

1. To learn how to develop Applications in android environment.
2. To learn how to develop user interface applications.
3. To learn how to develop URL related applications.

**List of Experiments:**

1. (a) Create an Android application that shows Hello + name of the user and run it on an emulator.  
(b) Create an application that takes the name from a text box and shows hello message along with the name entered in text box, when the user clicks the OK button.
2. Create a screen that has input boxes for User Name, Password, Address, Gender (radio buttons for male and female), Age (numeric), Date of Birth (Date Picket), State (Spinner) and a Submit button. On clicking the submit button, print all the data below the Submit Button. Use
  - (a) Linear Layout
  - (b) Relative Layout
  - (c) Grid Layout or Table Layout.
3. Develop an application that shows names as a list and on selecting a name it should show the details of the candidate on the next screen with a "Back" button. If the screen is rotated to landscape mode (width greater than height), then the screen should show list on left fragment and details on right fragment instead of second screen with back button. Use Fragment transactions and Rotation event listener.
4. Develop an application that uses a menu with 3 options for dialing a number, opening a website and to send an SMS. On selecting an option, the appropriate action should be invoked using intents.
5. Develop an application that inserts some notifications into Notification area and whenever a notification is inserted, it should show a toast with details of the notification.
6. Create an application that uses a text file to store user names and passwords (tab separated fields and one record per line). When the user submits a login name and password through a screen, the details should be verified with the text file data and if they match, show a dialog saying that login is successful. Otherwise, show the dialog with Login Failed message.

7. 7 Create a user registration application that stores the user details in a database table.
8. Create a database and a user table where the details of login names and passwords are stored. Insert some names and passwords initially. Now the login details entered by the user should be verified with the database and an appropriate dialog should be shown to the user.



| Course Code | Course Name       | Course Structure |   |   |   |
|-------------|-------------------|------------------|---|---|---|
| P21CST09    | Computer Networks | L                | T | P | C |
|             |                   | 3                | 0 | 0 | 3 |

Internal Marks: 30

External Marks: 70

**Course Prerequisite:** Fundamentals of Computer.**Course Objectives:**

1. To introduce the fundamental concepts of computer networking.
2. To familiarize with networking concepts to work on various Protocols of ISO-OSI and TCP/IP.

**Course Outcomes:**

1. Compare protocol models (OSI, TCP/IP) and select suitable protocol for network design.
2. Design a network by deciding relevant multiplexing and switching technique to improve performance of the network.
3. Apply flow control, error control techniques and protocols to verify the correctness of data in the communicated network.
4. Apply routing and congestion control algorithms to deliver data packets across the networks.
5. Use communication protocols like IP, TCP, UDP, DNS, HTTP, FTP across the Internet

**UNIT-I:****(8 Lectures)**

**Introduction:** Introduction - components of data communication, data flow, network topologies, categories of networks-LAN, MAN, WAN, ISO-OSI model, TCP/IP.

**UNIT-II:****(8 Lectures)**

**Physical Layer:** Multiplexing- frequency division multiplexing, synchronous time division multiplexing, statistical time division multiplexing, Introduction to switching - circuit switched networks, datagram networks, virtual circuit networks

**UNIT-III:****(11 Lectures)**

**Data Link Layer:** Design issues, framing, error control, error detection and correction, CRC, checksum, hamming code. Elementary data link layer protocols-simplex protocol, simplex stop and wait, simplex protocol for noisy channel. Sliding window

**protocol:** one bit, Go back N, selective repeat, data link layer in HDLC, PPP. Medium Access Control Sub Layer ALOHA, CSMA, CSMA/CD, IEEE standards-standard Ethernet, wireless LAN, bridges..

**UNIT-IV:****(9 Lectures)**

**Network Layer:** Routing algorithms- shortest path routing, distance vector, link state routing, and hierarchical routing. Congestion control algorithms-congestion control in virtual circuit subnets, datagram subnet, leaky bucket, token bucket. The network layer in the Internet: The IP protocol, IPAddresses-IPv4, IPv6.

**UNIT-V:****(12 Lectures)**

**Transport Layer:** Transmission Control Protocol (TCP)- services, segment header, connection establishment, termination, transmission policy, congestion control. User Datagram Protocol (UDP)- header format.

**Application Layer:** The Domain Name System (DNS), electronic mail architecture, SMTP, FTP, HTTP.

**Text Books:**

1. Andrew S Tanenbaum, "Computer Networks", 4 th edition, Pearson. 2003.
2. Behrouz A Forouzan, "Data Communications and Networking", 5 th edition, TMH, 2007.

**References:**

1. S. Keshav, "An Engineering Approach to Computer Networks", 2 nd edition, Pearson Education, 1997.
2. W.A. Shay, Thomson, "Understanding Communications and Networks", 3 nd edition, Cengage Learning, 2001.

**Web References:**

1. <http://www.cs.ccsu.edu/~stan/classes/CS490/Slides/Networks4-Ch4-4.pdf>
2. <http://ecourses.vtu.ac.in/nptel/courses/Webcourse-contents/IIT-MADRAS/ComputerNetworks/pdf/>

| Course Code | Course Name      | Course Structure |   |   |   |
|-------------|------------------|------------------|---|---|---|
| P21CIT02    | Web Technologies | L                | T | P | C |
|             |                  | 3                | 0 | 0 | 3 |

Internal Marks: 30

External Marks: 70

**Course Objectives:** This course enables the students to identify the fundamental concepts for developing web application using PHP language for server side scripting, analyze how data can be transported using XML, develop a web applications with server side programming using java servlets & JSP Servlets and client side scripting with java script.

**Course Outcomes:**

1. Summarize the basic tags and properties in HTML, XHTML and CSS.
2. Create web pages using .client side scripting, validating of forms and XML.
3. Identify the role of server side scripting using PHP programming
4. Design dynamic web application using server side programming with java servlets.
5. Contraston how to connect and retrieve data through web page from database usingJDBC.

**UNIT-I:**

**(9 Lectures)**

**HTML Common tags-** List, Tables, images, forms, Frames, Links and Navigation, **CSS:** Introduction, CSS Properties, Controlling Fonts, Text Formatting, Pseudo classes, Selectors.

**UNIT-II:**

**(9 Lectures)**

**Client side Scripting:** Introduction to Javascript: Javascript language – declaring variables, scope of variables, functions, event handlers (onclick, onsubmit etc.), Document Object Model, Form validation.

**XML:** Introduction to XML, Defining XML tags, their attributes and values, Document Type Definition, XML Schemas, Document Object Model.

**UNIT-III:**

**(9 Lectures)**

**Introduction to PHP:** Creating PHP script, Running PHP script, Declaring variables, data types, arrays, strings, operators, expressions, control structures, functions, Reading data from web form controls like text boxes, radio buttons, lists etc., Handling File Uploads, Connecting to database (MySQL as reference), executing simple queries, handling results, Handling sessions and cookies.

**UNIT-IV:**

**(9 Lectures)**

**A: Introduction to Servlets:** Common Gateway Interface (CGI), Lifecycle of a servlet, deploying a servlet,

**B:** The Servlet API, Reading Servlet parameters, Reading Initialization parameters, Handling Http Request & Responses, Using Cookies and Sessions.

**UNIT-V:**

**(9 Lectures)**



**Introduction to JSP:** The Anatomy of a JSP Page, JSP Processing, JSP application design with MVC, Declaring variables and methods, sharing data between JSP pages, Requests and users passing control and data between pages, Sharing sessions and application data.

**JDBC connectivity in JSP:** Data base programming using JDBC, Studying javax.sql.\* package, Accessing a database from a JSP page, Application specific database actions.

### **Text Books:**

1. Web Technologies, Uttam K Roy, Oxford University Press
2. The Complete Reference PHP – Steven Holzner, Tata McGraw-Hill

### **Reference Books:**

1. JWeb Programming, building internet applications, Chris Bates 2nd edition, Wiley Dreamtech
2. Java Server Pages –Hans Bergsten, SPDO'Reilly
3. Java Script, D. Flanagan, O'Reilly, SPD.
4. Beginning Web Programming-Jon Duckett WROX.
5. Programming World Wide Web, R. W. Sebesta, Fourth Edition, Pearson.
6. Internet and World Wide Web – How to program, Dietel and Nieto, Pearson.

### **Web References:**

1. <https://www.w3schools.com/html/>
2. <https://www.javatpoint.com/servlet-tutorial>
3. <http://nptel.ac.in/courses/106105084/>

| Course Code | Course Name | Course Structure |   |   |   |
|-------------|-------------|------------------|---|---|---|
|             |             | L                | T | P | C |
| P21CBT03    | IOT Devices | 3                | 0 | 0 | 3 |

Internal Marks: 30

External Marks: 70

**Course Objectives:** The main objective of the course is to

1. To learn and understand elements of IoT system.
2. Acquire knowledge about various protocols of IoT.
3. To learn and understand design principles and capabilities of IoT.

**Course Outcomes:**

1. Understand internet of Things and its hardware and software components.
2. Interface I/O devices, sensors & communication modules.
3. Design real time IoT based applications
4. Remotely monitor data and control devices.
5. Design real time IoT based application

#### **UNIT-I: Introduction to IoT**

Introduction to IoT, Architectural Overview, Design principles and needed capabilities, Basics of Networking, M2M and IoT Technology Fundamentals- Devices and gateways, Data management, Business processes in IoT, Role of Cloud in IoT, Security aspects in IoT.

#### **UNIT-II: IoT Physical Devices and Endpoints**

Introduction to Arduino and Raspberry Pi-Installation, Interfaces(serial, SPI, I2C), Programming - Python program with Raspberry PI with focus on interfacing external gadgets, controlling output, reading inputs from pins.

#### **UNIT-III: Elements of IoT**

Hardware Components- Computing- Arduino, Raspberry Pi, ARM Cortex-A class processor, Embedded Devices – ARM Cortex-M class processor, ARM Cortex-M0 Processor Architecture, Cortex-M0 Processor Instruction Set, ARM and Thumb Instruction Set.

#### **UNIT-IV: Solution framework for IoT applications**

Implementation of Device integration, Data acquisition and integration, Device data storage Unstructured data storage on cloud/local server, Authentication, authorization of devices.

#### **UNIT-V: IoT Case Studies**

IoT case studies and mini projects based on Industrial automation, Transportation, Agriculture, Healthcare, Home Automation.

**Text Books:**

1. Raj Kamal, "Internet of Things: Architecture and Design Principles", 1st Edition, McGraw Hill Education, 2017.
2. The Definitive Guide to the ARM Cortex-M0 by Joseph Yiu, 2011
3. Vijay Madisetti, Arshdeep Bahga, Internet of Things, "A Hands on Approach", University Press, 2015.

**Reference Books:**

1. Cypress Semiconductor/PSoc4 BLE (Bluetooth Low Energy) Product Training Modules.
2. Pethuru Raj and Anupama C. Raman, "The Internet of Things: Enabling Technologies, Platforms, and Use Cases", CRC Press, 2017.



| Course Code | Course Name                              | Course Structure |   |   |   |
|-------------|------------------------------------------|------------------|---|---|---|
|             |                                          | L                | T | P | C |
| P21XXXXX    | Intellectual Property Rights and Patents | 3                | 0 | 0 | 3 |

Internal Marks: 30

External Marks: 70

**Course Objectives:** The student will be able

1. This course is aimed at familiarizing researchers with the nuances of Intellectual Property Rights (IPR) so as to help them integrate the IPR process in their research activities.
2. IPR internalization process to help the researchers to set targeted objectives in their research project and also to design and implement their research.
3. To give the Students “hands- on –training” in literature, including patent search and documentation of research activities that would aid an IPR expert to draft apply and prosecute IPR applications.
4. To make the students familiar with basics of IPR and their implications in Research, development and commercialization.
5. Facilitate the students to explore career options in IPR.

**Course Outcomes:** After going through this course the student will be able to

1. have an understanding of the fundamental legal principles relating to confidential information, copyright, patents, designs, trademarks and unfair competition;
2. be able to identify, apply and assess principles of law relating to each of these areas of intellectual property;
3. understand the legal and practical steps needed to ensure that intellectual property rights remain valid and enforceable;
4. be able to demonstrate a capacity to identify, apply and assess ownership rights and marketing protection under intellectual property law as applicable to information, ideas, new products and product marketing;
5. understand current and emerging issues relating to the intellectual property protection, including those relating to indigenous knowledge or culture, information technology especially the distribution of material on the internet, biotechnology and international trade

**UNIT-I:****(7 Lectures)**

Introduction to Intellectual Property Law – Intellectual Property Law Basics - Types of Intellectual Property - Innovations and Inventions of Trade related Intellectual Property Rights – Agencies Responsible for Intellectual Property Registration – Infringement - Regulatory – Over use or Misuse of Intellectual Property Rights.

**UNIT-II:****(7 Lectures)**

Introduction to Copyrights – Principles of Copyright – Subject Matters of Copyright – Rights Afforded by Copyright Law – Copyright Ownership – Transfer and Duration – Right to Prepare Derivative Works – Rights of Distribution – Rights of performers – Copyright Formalities and Registration – Limitations – Infringement of Copyright – International Copyright Law Semiconductor Chip Protection Act.

**UNIT-III:****(7 Lectures)**

Introduction to Patent Law – Rights and Limitations – Rights under Patent Law – Patent Requirements – Ownership and Transfer – Patent Application Process and Granting of Patent – Patent Infringement and Litigation – International Patent Law – Double Patenting – Patent Searching – Patent Cooperation Treaty – New developments in Patent Law- Invention Developers and Promoters.

**UNIT-IV:****(7 Lectures)**

Introduction to Trade Mark – Trade Mark Registration Process – Post registration procedures – Trade Mark maintenance – Transfer of rights – Inter parties Proceedings – Infringement – Dilution of Ownership of Trade Mark – Likelihood of confusion – Trade Mark claims – Trade Marks Litigation – International Trade Mark Law.

**UNIT-V:****(7 Lectures)**

Introduction to Trade Secrets – Maintaining Trade Secret – Physical Security – Employee Access Limitation – Employee Confidentiality Agreement – Trade Secret Law – Unfair Competition – Trade Secret Litigation – Breach of Contract – Applying State Law.

**Text Books:**

1. Intellectual Property Rights and the Law, Dr. G.B. Reddy, Gogia Law Agency.
2. Law relating to Intellectual Property, Dr. B.L.Wadehra, Universal Law Publishing Co.
3. Law of Intellectual Property, Dr.S.R. Myneni, Asian Law House

**Reference Books:**

1. Deborah E.Bouchoux: "Intellectual Property". Cengage learning , New Delhi.
2. Kompal Bansal & Parishit Bansal "Fundamentals of IPR for Engineers", BS Publications (Press).
3. Prabhuddha Ganguli: ' Intellectual Property Rights" Tata Mc-Graw – Hill, New Delhi.
4. Richard Stim: "Intellectual Property", Cengage Learning, New Delhi.
5. R. Radha Krishnan, S. Balasubramanian: "Intellectual Property Rights", Excel Books. New Delhi.
6. M.Ashok Kumar and Mohd.Iqbal Ali: "Intellectual Property Right"

**Web Resources:**

1. <http://www.ipindia.nic.in>
2. <http://ipindia.nic.in/girindia>
3. [http://ipindia.nic.in/tmr\\_new/default.htm](http://ipindia.nic.in/tmr_new/default.htm)





| Course Code | Course Name                            | Course Structure |   |   |   |
|-------------|----------------------------------------|------------------|---|---|---|
| P21XXXXX    | Micro Processors And Micro Controllers | L                | T | P | C |
|             |                                        | 3                | 0 | 0 | 3 |

Internal Marks: 30

External Marks: 70

**Course Prerequisite:** Semiconductor Devices and Circuits, Switching Theory and Logic Design

**Course Objectives:** The student will be able to

1. To acquire knowledge on microprocessors and microcontrollers.
2. Understand Interfacing of 8086, With memory and other peripherals
3. Understand Interfacing of 8086, With memory and other peripherals
4. Study the features 8051 microcontroller and programming.
5. Study the hardware features of ARM and its families.

**Course Outcomes:** After completion of the course the student will be able to

1. Describe the microprocessor capability in general and explore the evaluation of microprocessors.
2. Demonstrate programming skills in assembly language for processors.
3. Describe 8086 interfacing with different peripherals and implement programs.
4. Describe hardware concepts, development of programs for 8051 microcontroller and interfacing.
5. Describe hardware features of ARM and its families.

#### UNIT-I:

(13 Lectures)

**Introduction:** Basic Microprocessor architecture, Harvard and Von Neumann architectures with examples, Microprocessor Unit versus Microcontroller Unit, CISC and RISC architectures.

**8086 ARCHITECTURE:** Main features, pin diagram/description, 8086 microprocessor family, 8086 internal architecture, bus interfacing unit, execution unit, interrupts and interrupt responses, 8086 system timing, minimum mode and maximum mode configuration and advanced microprocessors.

#### UNIT-II:

(9 Lectures)

**8086 PROGRAMMING:** Instructions, addressing modes, assembler directives, writing simple programs with an assembler, assembly language program development tools.

#### UNIT-III:

(12 Lectures)

**8086 Interfacing:** Semiconductor memories interfacing (RAM, ROM), Intel 8255 Programmable peripheral interface, Interfacing switches and LEDs, Interfacing seven segment displays, software and hardware interrupt applications, Intel 8251 USART architecture and interfacing, Intel 8237a DMA controller, stepper motor, A/D and D/A converters, Need for 8259 programmable interrupt controllers

#### UNIT-IV:

(9 Lectures)

**Intel 8051 MICROCONTROLLER:** Architecture, hardware concepts, input/output ports and circuits, external memory, counters/timers, serial data input/output, interrupts. Assembly language programming: Instructions, addressing modes, simple programs. Interfacing: keyboard, displays (LED, 7-segment display unit), A/D and D/A converters.

**UNIT-V:**

**(12 Lectures)**

**ARM Architectures and Processors:** ARM Architecture, ARM Processors Families, ARM Cortex-M Series Family, ARM Cortex-M3 Processor Functional Description, functions and interfaces. Programmers Model – Modes of operation and execution, Instruction set summary, System address map, write buffer, bit-banding, processor core register summary, exceptions. **Text Books:**

1. Microprocessors and Interfacing – Programming and Hardware by Douglas V Hall, SSSP Rao, Tata McGraw Hill Education Private Limited, 3rd Edition.
2. The 8051 Microcontroller & Embedded Systems Using Assembly and C by Kenneth J. Ayala, Dhananjay V. Gadre, Cengage Learning, India Edition.
3. The Definitive Guide to ARM Cortex-M3 and Cortex-M4 Processors by Joseph You.

**Reference Books:**

1. The Intel Microprocessors-Architecture, Programming, and Interfacing by Barry B. Brey, Pearson, Eighth Edition-2012.
2. Microprocessors and Microcontrollers-Architecture, Programming and System Design by Krishna Kant, PHI Learning Private Limited, Second Edition, 2014.

**Web References:**

1. <https://nptel.ac.in/courses/106108100/>
2. <https://www.sanfoundry.com/best-reference-books-microprocessors-microcontrollers/>

| Course Code | Course Name               | Course Structure |   |   |   |
|-------------|---------------------------|------------------|---|---|---|
| P21XXXXX    | Digital Signal Processing | L                | T | P | C |
|             |                           | 3                | 0 | 0 | 3 |

Internal Marks: 30

External Marks: 70

**Course Prerequisite:** Signals and Systems**Course Objectives:** The student will be able

1. Analyze the Discrete Time Signals and Systems
2. Know the importance of FFT algorithm for computation of Discrete Fourier Transform
3. Understand the various implementations of digital filter structures, FIR and IIR Filter design procedures
4. Know the need of Multirate Processing
5. Learn the concepts of DSP Processors

**Course Outcomes:** After going through this course the student will be able to

1. Apply the difference equations concept in the analysis of discrete time systems
2. Use the FFT algorithm for solving the DFT of a given signal
3. Design a Digital filter (FIR&IIR) from the given specifications
4. Use the Multirate Processing concepts in various applications
5. Apply the signal processing concepts on DSP Processor.

**UNIT-I:****(9 Lectures)**

**Introduction:** Introduction to Digital Signal Processing: Discrete-time signals & sequences, Classification of Discrete-time systems, stability, the causality of LTI systems, Invertibility, Response of LTI systems to arbitrary inputs. Solution of Linear constant coefficient difference equations. Frequency domain representation of discrete-time signals and systems.

**UNIT-II:****(9 Lectures)**

**Discrete Fourier Series & Fourier Transforms:** Properties of discrete Fourier series, DFS representation of periodic sequences, Discrete Fourier transforms: Properties of DFT, computation of DFT, Fast Fourier transforms (FFT) - Radix-2 decimation in time and decimation in frequency FFT Algorithms, Inverse FFT.

**UNIT-III:****(9 Lectures)**

**REALIZATION OF DIGITAL FILTERS:** Review of Z-transforms, Applications of Z – transforms, solution of difference equations, Block diagram representation of linear constant- coefficient difference equations, Basic structures of IIR systems, Transposed forms, Basic structures of FIR systems, System function

**UNIT-IV:****(9 Lectures)**

**Design Of IIR& FIR Digital Filters& Realizations:** Analog filter approximations –

Butter worth and Chebyshev, Design of IIR Digital filters from analog filters, Analog and Digital frequency transformations, Design of FIR Digital Filters using Window Techniques, Comparison of IIR & FIR filters

**UNIT-V:****(9 Lectures)**

**Multirate Digital Signal Processing:** Introduction, Decimation, Interpolation Sampling rate conversion, Implementation of sampling rate converters, Applications – Sub-band Coding of Speech Signals, Implementation of Digital Filter Banks.

**Text Books:**

1. Digital Signal Processing, Principles, Algorithms, and Applications: John G. Proakis, Dimitris G. Manolakis, Pearson Education / PHI, 2007.
2. Discrete Time Signal Processing – A.V. Oppenheim and R.W.
3. Digital Signal Processors – Architecture, Programming and Applications,, B. Venkataramani, M. Bhaskar, TATA McGraw Hill, 2002
4. Digital Signal Processing – K Raja Rajeswari, I.K. International Publishing House

**Reference Books:**

1. Digital Signal Processing: Andreas Antoniou, TATA McGraw Hill , 2006
2. Digital Signal Processing: MH Hayes, Schaum's Outlines, TATA Mc-Graw Hill, 2007.
3. DSP Primer - C. Britton Rorabaugh, Tata McGraw Hill, 2005.
4. 4. Fundamentals of Digital Signal Processing using Matlab – Robert J. Schilling, Sandra L. Harris, Thomson , 2007.
5. Digital Signal Processing – Alan V. Oppenheim, Ronald W. Schaffer, PHI Ed., 2006
6. Digital Signal Processing – Ramesh babu, Sci Tech publications

**Web Resources:**

1. <https://nptel.ac.in/courses/117/102/117102060/>
2. [https://www.tutorialspoint.com/digital\\_signal\\_processing/digital\\_signal\\_processing\\_pdf\\_version.html](https://www.tutorialspoint.com/digital_signal_processing/digital_signal_processing_pdf_version.html)

| Course Code | Course Name       | Course Structure |   |   |   |
|-------------|-------------------|------------------|---|---|---|
| P21XXXXX    | Digital Marketing | L                | T | P | C |
|             |                   | 3                | 0 | 0 | 3 |

Internal Marks: 30

External Marks: 70

**Course Prerequisite:****Course Outcomes:** After going through this course the student will be able to

1. The applications of digital marketing in the globalized market
2. Channels of Digital Marketing
3. Digital marketing plan
4. Search engine marketing
5. Online Advertising

**UNIT-I:****(9 Lectures)**

**Understanding Digital Marketing:** Concept, Components of Digital Marketing, Need and Scope of Digital Marketing, Benefits of Digital Marketing, Digital Marketing Platforms and Strategies, Comparison of Marketing and Digital Marketing, Digital Marketing Trends.

**UNIT-II:****(10 Lectures)**

**Marketing in the Digital Era:** Segmentation – Importance of Audience Segmentation, How different segments use Digital Media – Organisational Characteristics, Purchasing Characteristics, Using Digital Media to Reach, Acquisition and Retention of new customers, Digital Media for Customer Loyalty.

**UNIT-III:****(9 Lectures)**

**Digital Marketing Plan:** Need of a Digital Marketing Plan, Elements of a Digital Marketing Plan – Marketing Plan, Executive Summary, Mission, Situational Analysis, Opportunities and Issues, Goals and Objectives, Marketing Strategy, Action Plan, Budget, Writing the Marketing Plan and Implementing the Plan.

**UNIT-IV:****(8 Lectures)**

**Social Media Marketing:** Understanding Social Media, Social Networking with Facebook, LinkedIn, Blogging as a social medium, Microblogging with Twitter, Social Sharing with YouTube.

**UNIT-V:****(9 Lectures)**

Social Media for Customer Reach, Acquisition and Retention. Measurement of Digital Media: Analyzing Digital Media Performance, Analyzing Website Performance, Analyzing Advertising Performance.

**Text Books:**

1. Michael Miller, B2B Digital Marketing, 1e, Pearson, 2014.
2. Vandana Ahuja, Digital marketing, Oxford University Press 2015
3. Michael R Solomon, Tracy Tuten, Social Media Marketing, Pearson, 1e, 2015.

**Reference Books:**

1. Judy Strauss and Raymond Frost, E-Marketing, Pearson, 2016
2. Richard Gay, Alan Charles worth and Rita Esen, Online marketing – A customer led approach Oxford University Press 2007.
3. Chuck Hemannand Ken Burbary, Digital Marketing Analytics, Pearson, 2019

**Web Resources:**

1. <https://neilpatel.com/what-is-digital-marketing/>





| Course Code | Course Name          | Course Structure |   |   |     |
|-------------|----------------------|------------------|---|---|-----|
| P21CIL02    | Web Technologies Lab | L                | T | P | C   |
|             |                      | 0                | 0 | 3 | 1.5 |

Internal Marks: 15

External Marks: 35

**Course Outcomes:**

1. Create static web pages using HTML and CSS.
2. Develop JavaScript code for data validation.
3. Integrate frontend and backend technologies in client-server systems.
4. Design dynamic web applications using PHP and JSP.
5. Demonstrate database connectivity for developing web applications.

The students have to choose one of the following project and do the all 12 experiments related to that project.

1. Training and placement cell.
2. School Education System.
3. University Management System.
4. Hospital Management System.

The following are the experiments related to Training and Placement cell project. For the remaining projects, the concern lab instructor has to decide the experiments according to the websites given as examples.

**List of Experiments:****Experiment 1:**

Design the following static web pages required for a Training and placement cell web site.

- 1) Home Page 2) Login Page 3) Registration page

**Experiment 2:**

- 4) Company Details Page 5) Alumni Details Page 6) Placement Staff Details Page

**Experiment 3:**

- 7) Student personal Info Page 8) Student Academic Info page 9) SemesterWise Percentage & their Aggregate page

**Experiment 4:**

Validate login page and registration page using regular expressions.

**Experiment 5:**

Apply different font styles, font families, font colors and other formatting styles to the above static web pages.

**Experiment 6:**

Install wamp server and tomcat server, access above developed static web pages using these servers.

**Experiment 7:**

Write a servlet/PHP to connect to the database, Insert the details of the users who register with the web site, whenever a new user clicks the submit button in the registration.

**Experiment 8:**

Write a JSP/PHP to connect to the database, Insert the details of the student academic information with student academic info page.

**Experiment 9:**

User Authentication:

Assume four users user1, user2, user3 and user4 having the passwords pwd1, pwd2, pwd3 and pwd4 respectively. Write a servlet for doing the following.

Create a Cookie and add these four user id's and passwords to this Cookie.

Read the user id and passwords entered in the Login form (week1) and authenticate with the values (user id and passwords) available in the cookies.

If he is a valid user (i.e., user-name and password match) you should welcome him by name (user-name) else you should display "You are not an authenticated user ". Use init-parameters to do this. Store the user-names and passwords in the webinf.xml and access them in the servlet by using the getInitParameters() method.

**Experiment 10:** Write a JSP which does the following job:

Authenticate the user when he submits the login form using the user name and password from the database.

**Experiment 11:**

write a JSP to insert the student's semester wise percentages and calculate aggregate and insert into database.

**Experiment 12:**

write a JSP to search the students according to their aggregate and produce sorted list or according to their Enroll number.

| Course Code | Course Name          | Course Structure |   |   |     |
|-------------|----------------------|------------------|---|---|-----|
| P21XXXXX    | Computer Network Lab | L                | T | P | C   |
|             |                      | 0                | 0 | 3 | 1.5 |

Internal Marks: 15

External Marks: 35

### Course Objectives:

1. Understand the functionalities of various layers of OSI model.
2. Understand the operating System functionalities

### Part-A:

1. Implement the data link layer framing methods such as character, character stuffing and bit stuffing.
2. Implement on a data set of characters the three CRC polynomials -CRC 12, CRC 16 and CRC CCIP.
3. Implement Dijkstra's algorithm to compute the Shortest path through a graph.
4. Implementation of distance vector routing algorithm.
5. Write a program for congestion control using Leaky bucket algorithm.
6. Implementation of RSA algorithm.

### Part-B:

1. Simulate the following CPU scheduling algorithms
  - (a) Round Robin
  - (b) SJF
  - (c) FCFS
  - (d) Priority
2. Implementation of fork (), wait (), exec() and exit () System calls
3. Simulate the following.
  - (a) Multiprogramming with a fixed number of tasks (MFT)
  - (b) Multiprogramming with a variable number of tasks (MVT)
4. Simulate Bankers Algorithm for Dead Lock Avoidance
5. Simulate the following page replacement algorithms.
  - (a) FIFO
  - (b) LRU
  - (c) LFU

6. Simulate the following File allocation strategies

- (a) Sequenced
- (b) Indexed
- (c) Linked



| Course Code | Course Name                   | Course Structure |   |   |   |
|-------------|-------------------------------|------------------|---|---|---|
| P21ITS03    | Joy Of Computing Using Python | L                | T | P | C |
|             |                               | 1                | 0 | 2 | 2 |

External Marks: 50

### Course Objectives:

The main objective of the course is to inspire the learner's mind to think logically and arrive at a solution programmatically

**Course Outcomes:** By the end of the course student will be able to

1. Analysis basic programs using fundamental programming constructs variables, conditional logic,
2. Apply basic programs using fundamental programming looping, and functions

**Software Requirements:** Python

### List of Experiments:

**(Any ten experiments are mandatory)**

1. Write the Python program for motivation for computing
2. Write the Python program Welcome to Programming!!
3. Write the Python program Variables and Expressions : Design your own calculator
4. Write the Python program Loops and Conditionals : Hopscotch once again
5. Write the Python program Lists, Tuples and Conditionals : Lets go on a trip
6. Write the Python program Counting Candies : Crowd to the rescue
7. Write the Python program Birthday Paradox : Find your twin
8. Write the Python program Google Translate : Speak in any Language
9. Write the Python program Monte Hall : 3 doors and a twist
10. Write the Python program Sorting : Arrange the books
11. Write the Python program Searching : Find in seconds
12. Write the Python program Substitution Cipher: What's the secret!!
13. Write the Python program 20 questions game : I can read your mind
14. Write the Python program Permutations : Jumbled Words
15. Write the Python program Count the words : Hundreds, Thousands or Millions.

16. Write the Python program Six degrees of separation : Meet your favourites
17. Write the Python program Image Processing : Fun with images
18. Write the Python program Page Rank : How Google Works !!

**Text Books:**

1. Fundamentals of Python First Programs, Kenneth. A. Lambert, Cengage.
2. Python Programming: A Modern Approach, Vamsi Kurama, Pearson.

**Reference Books:**

1. Goodfellow, I., Bengio, Y., and Courville, A., Deep Learning, MIT Press, 2016.
2. Bishop, C., M., Pattern Recognition and Machine Learning, Springer, 2006.
3. Navin Kumar Manaswi, Deep Learning with Applications Using Python, Apress, 2018.

**Web References:**

1. [https://www.tutorialspoint.com/python3/python\\_tutorial.pdf](https://www.tutorialspoint.com/python3/python_tutorial.pdf)
2. [https://onlinecourses.nptel.ac.in/noc21\\_cs32/preview](https://onlinecourses.nptel.ac.in/noc21_cs32/preview)





| Course Code | Course Name                        | Course Structure |   |   |   |
|-------------|------------------------------------|------------------|---|---|---|
| P21XXXXX    | Professional Ethics & Human Values | L                | T | P | C |
|             |                                    | 2                | 0 | 0 | 0 |

Internal Marks: 30

External Marks: 70

**Course Objectives:**

1. To introduce the students to the Human values and help them to lead a peaceful life in the society by contributing to peace and safety in the society.
2. To help the students to know about the history of ethics and importance of social experimentation
3. To specify the students about the importance of their responsibility towards safety and risk as Engineers.
4. To specify the students about the importance of their responsibility as Engineers.
5. To help the student explore the ethical values globally.

**Course Outcomes:** At the end of this course, the student will be able to

1. To learn about the different Human values to be maintained by all the people.
2. To learn about the history of ethics and the importance of ethics for professionals and application of ethics in social experimentation.
3. To learn about the responsibilities of engineers for safety and risk.
4. To learn about the responsibilities and rights of engineers.
5. To learn about global work environment with respect to ethics.

**UNIT-I: Human Values****(9 Lectures)**

**Human Values:** Morals, Values and Ethics – Integrity – Work Ethics – Service Learning – Civic Virtue – Respect for others – Living Peacefully – Caring – Sharing –Honesty –Courage – Value time – Co-operation – Commitment – Empathy – Self-confidence – Spirituality- Character.

**UNIT-II: Engineering Ethics and Social Experimentation****(12 Lectures)**

**Engineering Ethics:** The History of Ethics-Purposes for Engineering Ethics- Engineering Ethics - Consensus and Controversy –Professional and Professionalism –Professional Roles to be played by an Engineer –Self Interest, Customs and Religion-Uses of Ethical Theories-Professional Ethics-Engineering and Ethics - Kohlberg's Theory – Gilligan's Argument –Heinz's Dilemma. Engineering as Social Experimentation: Comparison with Standard Experiments –Knowledge gained – Conscientiousness – Learning from the Past – Engineers as Managers, Consultants, and Leaders – Role of Codes – Codes and Experimental Nature of Engineering.

**UNIT-III: Engineers' Responsibility for Safety and Risk (9 Lectures)**

Engineers' Responsibility for Safety and Risk: Safety and Risk, Concept of Safety – Types of Risks – Voluntary v/s Involuntary Risk- Short term v/s Long term Consequences- Expected Probability- Reversible Effects- Threshold Levels for Risk- Delayed v/s Immediate Risk- Safety and the Engineer – Designing for Safety – Risk Benefit Analysis-Accidents.

**UNIT-IV: Engineers' Responsibilities and Rights (12 Lectures)**

Engineers' Responsibilities and Rights: Collegiality-Techniques for Achieving Collegiality –Two Senses of Loyalty - obligations of Loyalty-misguided Loyalty –professionalism and Loyalty - Professional Rights –Professional Responsibilities –confidential and proprietary information-Conflict of Interest-solving conflict problems – Self interest, Customs and Religion- Ethical egoism-Collective bargaining Confidentiality - Acceptance of Bribes/Gifts-when is a Gift and a Bribe examples of Gifts v/s Bribes-problem solving-interests in other companies Occupational Crimes-industrial espionage-price fixing-endangering lives Whistle Blowing-types of whistle blowing-when should it be attempted preventing whistle blowing.

**UNIT-V:Global Issues (10 Lectures)**

**Global Issues:** Globalization- Cross-culture Issues-Environmental Ethics-Computer Ethics computers as the instrument of Unethical behaviour-computers as the object of Unethical Acts-autonomous computers-computer codes of Ethics Weapons Development-Ethics and Research-Analysing Ethical Problems in Research - Intellectual Property Rights.

**Text Books:**

1. "Engineering Ethics and Human Values" by M.Govindarajan, S.Natarajan and V.S. Senthil Kumar-PHI Learning Pvt. Ltd-2009.
2. "Professional Ethics and Morals" by Prof.A.R.Aryasri, Dharanikota Suyodhana-Maruthi Publications.
3. "Professional Ethics and Human Values" by A.Alavudeen, R.Kalil Rahman and M. Jayakumaran- Laxmi Publications.
4. "Professional Ethics and Human Values" by Prof.

**Reference Books**

1. "Indian Culture, Values and Professional Ethics" by PSR Murthy, BS Publication.
2. "Ethics in Engineering" by Mike W. Martin and Roland Schinzinger – Tata McGraw-Hill – 2003.
3. "Engineering Ethics" by Harris, Pritchard and Rabins, CENGAGE Learning, India Edition, 2009.

**Web References:**

1. [crescent.education/wp-content/.../12/Crescent-human-values-professional-ethics.pdf](https://crescent.education/wp-content/.../12/Crescent-human-values-professional-ethics.pdf)
2. <https://www.crectirupati.com/.../HVPE-MBA-K%20YAMUNA-LECTURE%20NOTES...>
3. <https://nptel.ac.in/courses/109104068/30>
4. <https://lecturenotes.in/subject/576/professional-ethics-and-human-values-pehv>
5. [https://onlinecourses.nptel.ac.in/noc18\\_mg25](https://onlinecourses.nptel.ac.in/noc18_mg25)



| Course Code | Course Name          | Course Structure |   |   |   |
|-------------|----------------------|------------------|---|---|---|
| P21XXXXX    | Sensors Technologies | L                | T | P | C |
|             |                      | 3                | 0 | 0 | 3 |

Internal Marks: 30

External Marks: 70

**Course Objectives:** To understand the concepts IPR

1. To understand Trademarks, Trade Secretes and GI of goods.
2. To understand Copyrights, Patents and Industrial Designs.
3. To learn about how to manage IP rights and legal aspects.
4. To understand the concepts of Cyber laws in IPR.

**Course Outcomes:**

1. Learner should be able to demonstrate understanding of basic concepts of IPR.
2. Able to differentiate between Trademarks, Trade secrets and GI of goods.
3. Able to understand Copyrights, Patents and Industrial Designs..
4. Able to manage and protect IP
5. Will gain Knowledge on Cyber law

**UNIT-I: Introduction:** Introduction to Intellectual Property Rights, types of intellectual property, importance of intellectual property rights, Evolution of IP acts and treaties (WIPO & TRIPS), Agencies responsible for IPR registrations, Role and value of IP in international commerce, Issues affecting IP internationally.

**UNIT-II:**

**Trade Marks:** Purpose and function of trademarks, Acquisition of trade mark rights, transfer of rights, Selecting and evaluating trademark, registration of trademarks, claims.

**Trade Secrets:** Trade secret law, determination of trade secret status, liability for misappropriation of trade secrets, trade secret litigation.

**Geographical Indications of Goods:** Basic aspects and need for the registration

**UNIT-III:**

**Copyrights:** Fundamentals of copyright law, originality of material, right of reproduction, right to perform the work publicly, copyright ownership issues, notice of copyright.

**Patents:** Foundation of patent law, patent searching process, Basic Criteria of Patentability

**Industrial Designs:** Kind of protection provided in Industrial design

**UNIT-IV:**

**Managing IP Rights:** Acquiring IP Rights: letters of instruction, joint collaboration agreement,

**Protecting IP Rights:** non disclosure agreement, cease and desist letter, settlement memorandum.

**Transferring IP Rights:** Assignment contract, license agreement, deed of assignment

**UNIT-V:**

**Introduction to Cyber law:** Information Technology Act, cyber crime and e-commerce, data security, confidentiality, privacy, international aspects of computer and online crime.

**Text Books:**

1. Intellectual property right by Deborah E Bouchoux
2. Cyber law, Text and cases South western special topics collection.
3. Intellectual property rights by N.K Acharya
4. Fundamentals of IPR for engineers, BY komal bansal

**References:**

1. Intellectual property rights by P. Radhakrishnan.



| Course Code | Course Name            | Course Structure |   |   |   |
|-------------|------------------------|------------------|---|---|---|
| P21XXXXX    | Reinforcement Learning | L                | T | P | C |
|             |                        | 3                | 0 | 0 | 3 |

Internal Marks: 30

External Marks: 70

**Course Objectives:** By the end of the class students should be able to:

1. Define the key features of reinforcement learning that distinguishes it from AI and non- interactive machine learning.
2. Given an application problem (e.g. from computer vision, robotics, etc), decide if it should be formulated as a RL problem; if yes be able to define it formally (in terms of the state space, action space, dynamics and reward model), state what algorithm (from class) is best suited for addressing it and justify your answer.

**Course Outcomes:** By the end of this course, students should be able to

1. Learn how to define RL problems like Tic-Tac-Toe, Multi-arm.
2. understand the finite markov decision processes.
3. Understand Monte Carlo Methods and how it is work with tabular methods to solve classical control problems
4. Student should aware of Eligibility Traces and Understand how to find with approximate solutions.
5. Explore imitation learning tasks and solutions

**UNIT-I: Reinforcement Learning Problem:** Introduction, Elements of Reinforcement Learning, Limitations and Scope, Tic-Tac-Toe, Multi-arm Bandits:  $n$ -Armed Bandit Problem, Action-Value Methods, Incremental Implementation, Tracking Nonstationary Problem, Optimistic Initial Values, Upper- Confidence-Bound Action Selection, Gradient Bandit, Associative Search.

#### UNIT-II:

**Finite Markov Decision Processes:** Agent-Environment Interface, Markov Property, Markov Decision Processes, Value Functions, Optimal Value Functions, Optimality and Approximation, Dynamic Programming: Policy- Evaluation, Improvement, Iteration, Value Iteration, Asynchronous Dynamic Programming, Generalized Policy Iteration, Efficiency of Dynamic Programming.

#### UNIT-III:

**Monte Carlo Methods:** Monte Carlo- Prediction, Estimation of Action Values, Control, Control without Exploring Start, Temporal- Difference learning: TD Prediction, Advantages of TD Prediction Methods, Optimality of TD(0), Sarsa: On-Policy TD Control, Q-Learning, Games, Afterstates.

#### UNIT-IV:

**Eligibility Traces:**  $n$ -Step TD Prediction, Forward and Backward View of TD( $\lambda$ ), Equivalences of Forward and Backward Views,  $saras(\lambda)$ , Watkin's  $Q(\lambda)$ , Off-policy Eligibility Traces using Important Sampling, Variable  $\lambda$ .



**UNIT-V:**

**Planning and Learning with Tabular Methods:** Models and Planning, Integrating Planning, Acting and Learning, Prioritized Sweeping, Full vs. Sample Backups, Trajectory Sampling, Heuristic Search, Monte Carlo Tree Search

**Text Books:**

1. Rich S. Sutton, Andrew G. Barto, Reinforcement Learning: An Introduction, Second Edition, MIT Press, 2015.
2. Boris Belousov, Hany Abdulsamad, Pascal Klink, Simone Parisi, Reinforcement Learning Algorithms: Analysis and Applications, 1st Edition, Springer, 2021.

**References Books:**

1. Phil Winder, Reinforcement Learning: Industrial Applications of Intelligent Agent, 1st Edition, O'Reilly, 2020.
2. Kyriakos G. Vamvoudakis, Yan Wan, Frank L. Lewis, Derya Cansever, Handbook of Reinforcement Learning and Control, 1st Edition, Springer, 2021.

**NPTEL Link:** Reinforcement Learning: <https://onlinecourses.nptel.ac.in/noc22.cs34/preview>



| Course Code | Course Name                       | Course Structure |   |   |   |
|-------------|-----------------------------------|------------------|---|---|---|
| P21XXXXX    | Design and Analysis of Algorithms | L                | T | P | C |
|             |                                   | 3                | 0 | 0 | 3 |

Internal Marks: 30

External Marks: 70

**Course Objectives:** Upon completion of this course, students will be able to do the following:

1. Ability to understand, analyze and denote time complexities of algorithms
2. To introduce the different algorithmic approaches for problem solving through numerous example problems
3. Describe the dynamic-programming paradigm and explain when an algorithmic design situation calls for it. Recite algorithms that employ this paradigm. Synthesize dynamic- programming algorithms, and analyze them.
4. To provide some theoretical grounding in terms of finding the lower bounds of algorithms and the NP-completeness

**Course Outcomes:** After the completion of the course, student will be able to

1. Analyze the performance of a given algorithm, denote its time complexity using the asymptotic notation for recursive and non-recursive algorithms
2. List and describe various algorithmic approaches and Solve problems using divide and conquer & greedy Method
3. Synthesize efficient algorithms dynamic programming approaches to solve in common engineering design situations.
4. Organize important algorithmic design paradigms and methods of analysis: backtracking, branch and bound algorithmic approaches

#### UNIT-I:

**Introduction:** Algorithm Definition, Algorithm Specification, performance Analysis, Performance measurement, asymptotic notation, Randomized Algorithms.

#### UNIT-II:

**Divide and Conquer:** General Method, Defective chessboard, Binary Search, finding the maximum and minimum, Merge sort, Quick sort.

**The Greedy Method:** The general Method, knapsack problem, minimum-cost spanning Trees, Optimal Merge Patterns, Single Source Shortest Paths.

#### UNIT-III:

**Dynamic Programming:** The general method, multistage graphs, All pairs-shortest paths, optimal Binary search trees, 0/1 knapsack, The traveling salesperson problem.

#### UNIT-IV:

**Backtracking:** The General Method, The 8-Queens problem, sum of subsets, Graph coloring, Hamiltonian cycles, knapsack problem.

**UNIT-V:**


**NP-Hard and NP-Complete problems:** Basic concepts, non-deterministic algorithms, NP - Hard and NP-Complete classes, Cook's theorem.

**Text Books:**

1. Ellis Horowitz, Sartaj Sahni, Sanguthevar Rajasekaran, "Fundamentals of Computer Algorithms", Second Edition, Universities Press
2. Ellis Horowitz, Sartaj Sahni, Sanguthevar Rajasekaran, "Fundamentals of Computer Algorithms", Second Edition, Universities Press
3. Harsh Bhasin, "Algorithms Design & Analysis", Oxford University Press.

**Reference Books:**

1. Horowitz E. Sahani S: "Fundamentals of Computer Algorithms", 2 Publications, 2008.
2. S. Sridhar, "Design and Analysis of Algorithms", Oxford University Press.



| Course Code | Course Name                         | Course Structure |   |   |   |
|-------------|-------------------------------------|------------------|---|---|---|
| P21XXXXX    | Introduction To Simulation Software | L                | T | P | C |
|             |                                     | 3                | 0 | 0 | 3 |

Internal Marks: 30

External Marks: 70

**Course Objectives:**

1. By the end of this course, students in this class will understand the basic principles of programming and of implementing mathematical concepts by using MATLAB. Specifically, they will be able to write numerical algorithms and evaluate the computational results using graphical representations. The ultimate goal is to motivate the students for their profession and for future courses in curriculum.

**Course Outcomes:** At the end of this course the student will be able to

1. Translate mathematical methods to MATLAB code
2. Generalize results and represent data visually.
3. Students will be able to apply computer methods for solving a wide range of Engineering problems
4. Students will be able to utilize computer skills to enhance learning and performance in other engineering and science courses
5. Students will be able to demonstrate professionalism in interactions with industry

**UNIT-I:****(8 Lectures)****Introduction to Mat Lab**

Historical Background, Applications, Scope of MATLAB, Importance of MATLAB for Engineers, Features, MATLAB Windows (Editor, Work Space, Command History, Command Window). Installation procedure of MATLAB. Operations with Variables, Naming and Checking Existence, Clearing Operations, Commands, Data types, Operators.

**UNIT-II:****(9 Lectures)****Data and Data Flow in Mat Lab**

Vectors, Matrix Operations & Operators, Reshaping Matrices, Arrays, Colon Notations, Numbers, Strings, Functions, File Input-Output, Importing and Exporting of data.

**UNIT-III:****(8 Lectures)****Mat lab Programming**

Conditional Statements, Loops, Writing Script Files, Error Correction, Saving Files, Workedout Examples.

**UNIT-IV:****(10 Lectures)**

**Mat lab Advanced:** Plotting, Graphics, Creating Plot & Editing Plot, GUI (Graphical User Interface). Matlab- Algebra, Calculus, Differential, Integration, Polynomials, solving a system of linear equations.

**UNIT-V:****(10 Lectures)**

**Simulink** Introduction, Importance, Model Based Design, Tools, Mathematical Modeling, Converting Mathematical Model into Simulink Model, Running Simulink Models, Importing Exporting Data, Solver Configuration, Masking Block/Model.

**Text Books:**

1. Getting Started With Mat lab: A Quick Introduction For Scientists And Engineers (English) by Rudra Pratap, OXFORD University Press, 1998.
2. Mat lab Programming by Y. Kirani Singh, B.B. Chaudhuri, PHI Publication, 2008.
3. Understanding MATLAB, A Textbook for Beginners by S.N. ALAM & S.S.ALAM,2013.

**References:**

1. MATLAB® Programming For Engineers Fourth edition by Stephen J. Chapman,2012.
2. Applied Numerical Methods Using MATLAB 1st Edition by Won Y. Yang ,Wenwu Cao, Tae-Sang Chung, John Morris, 2005.
3. Signal processing simulation using MATLAB by Dr. V.S.K REDDY &Dr.Y. Madhavee Latha, 2013.

**Web References:**

1. [www.tutorialspoint.com/matlab/](http://www.tutorialspoint.com/matlab/)
2. [www.ocw.mit.edu//](http://www.ocw.mit.edu//)

| Course Code | Course Name        | Course Structure |   |   |   |
|-------------|--------------------|------------------|---|---|---|
|             |                    | L                | T | P | C |
| P21XXXXX    | Management Science | 3                | 0 | 0 | 3 |

Internal Marks: 30

External Marks: 70

**Course Objectives:**

1. To understand the application of management science in decision making process & its importance, evaluation of management thought, how organisation structure is designed and its principle and types.
2. To understand the types of management about work study, how quality is controlled, control charts and inventory control and their types.
3. To learn the main functional areas of organisation i.e., Financial Management, Production Management, Marketing Management, Human resource Management, Product life cycles and Channels of Distribution.
4. The learning objective of this unit is to understand the Development of Network and Identifying Critical Path.
5. The learning objective of this unit is to understand the concept of strategic management, and the basic concepts of MIS, MRP, JIT, TQM, Six sigma, CMM, Supply chain management, ERP, Business Process Outsourcing, bench marking and business process re-engineering.

**Course Outcomes:** At the end of this course the student will be able to

1. Apply the concepts & principles of management in real life. The student will be able to design & develop organization structure for an enterprise.
2. Apply PPC techniques, Quality Control, Work-study principles in industry.
3. The student can identify and apply Marketing, HRM, and Production Strategies and implement them effectively.
4. develop PERT/CPM Charts for projects of an enterprise and estimate time & cost of project.
5. develop Mission, Objectives, Goals & strategies for an enterprise in dynamic environment and apply modern management techniques MIS, ERP, TQM, SCM, BPR, and Bench Marking wherever possible.

**UNIT-I:****(9 Lectures)**

**Introduction to management:** Concept –nature and importance of Management –Generic Functions of Management – Evaluation of Management thought- Theories of Motivation – Decision making process-Designing organization structure- Principles of organization – Organizational typology- International Management: Global Leadership and Organizational behavior Effectiveness(GLOBE) structure.

**UNIT-II:****(9 Lectures)**



**Operations Management:** Principles and Types of Management – Work study- Statistical Quality Control- Control charts (P-chart, R-chart, and C-chart) Simple problems- Material Management: Need for Inventory control- EOQ, ABC analysis (simple problems) and Types of ABC analysis (HML, SDE, VED, and FSN analysis).

**UNIT-III:**

**(9 Lectures)**

**Functional Management:** Concept of HRM, HRD and PMIR- Functions of HR Manager- Wage payment plans (Simple Problems) – Job Evaluation and Merit Rating - Marketing Management- Functions of Marketing – Marketing strategies based on product Life Cycle, Channels of distributions. Operationalising change through performance management.

**UNIT-IV:**

**(9 Lectures)**

**Project Management:** (PERT/CPM): Development of Network – Difference between PERT and CPM Identifying Critical Path- Probability- Project Crashing (Simple Problems)

**UNIT-V:**

**(9 Lectures)**

**Strategic Management:** Vision, Mission, Goals, Strategy – Elements of Corporate Planning Process –SWOT analysis- Steps in Strategy Formulation and Implementation, Generic Strategy Alternatives. Global strategies.

**Contemporary Management Practices:** basic concepts of MIS, Total Quality Management (TQM), Six Sigma, Supply chain management, Enterprise Resource Planning(ERP), Business process Re- engineering and Bench Marketing,

**Text Books:**

1. Dr. P. Vijaya Kumar & Dr. N. Appa Rao, 'Management Science' Cengage, Delhi, 2012.
2. Dr. A. R. Aryasri, 'Management Science' TMH 2011.

**References:**

1. Philip Kotler & Armstrong: Principles of Marketing, Pearson publications
2. Biswajit Patnaik: Human Resource Management, PHI, 2011
3. Hitt and Vijaya Kumar: Strategic Management, Cengage learning
4. Seth & Rastogi: Global Management Systems, Cengage learning , Delhi, 2011

**Web References:**

1. [https://mrcet.com/downloads/digital\\_notes/ECE/II%20Year/Management%20Science.pdf](https://mrcet.com/downloads/digital_notes/ECE/II%20Year/Management%20Science.pdf)
2. <https://books.askvenkat.org/management-science-textbook-aryasri-pdf/> <https://nptel.ac.in/courses/122/102/122102007/> <https://nptel.ac.in/courses/122/108/122108038/> [http://www.universityofcalicut.info/SDE/Management\\_science\\_corrected\\_on13April2016.pdf](http://www.universityofcalicut.info/SDE/Management_science_corrected_on13April2016.pdf)

| Course Code | Course Name           | Course Structure |   |   |   |
|-------------|-----------------------|------------------|---|---|---|
| P21XXXXX    | Business Intelligence | L                | T | P | C |
|             |                       | 3                | 0 | 0 | 3 |

Internal Marks: 30

External Marks: 70

**Prerequisites:** Fundamentals of Computer**Course Objectives:**

1. Be exposed with the basic rudiments of business intelligence system.
2. Understand the modelling aspects behind Business Intelligence.
3. Understand of the business intelligence life cycle and the techniques used in it.
4. Be exposed with different data analysis tools and techniques.

**Course Outcomes:**

1. Explain the fundamentals of business intelligence.
2. Link data mining with business intelligence.
3. Analyze the Ensemble Learning Methods
4. Explain the data analysis and knowledge delivery stages.
5. Apply business intelligence methods to various situations.

**UNIT-I:****(9 Lectures)**

**BUSINESS INTELLIGENCE:** Effective and timely decisions – Data, information and knowledge – Role of mathematical models Business intelligence architectures: Cycle of a business intelligence analysis – Enabling factors in business intelligence projects – Development of a business intelligence system – Ethics and business intelligence.

**UNIT-II:****(10 Lectures)**

**KNOWLEDGE DELIVERY:** The business intelligence user types, Standard reports, Interactive Analysis and Ad Hoc Querying, Parameterized Reports and Self-Service Reporting, dimensional analysis, Alerts/Notifications, Visualization: Charts, Graphs, Widgets, Scorecards and Dashboards, Geographic Visualization, Integrated Analytics, Considerations: Optimizing the Presentation for the Right Message.

**UNIT-III:****(9 Lectures)**

**EFFICIENCY:** Efficiency measures – The CCR model: Definition of target objectives- Peer groups – Identification of good operating practices; cross efficiency analysis – virtual inputs and outputs – Other models. Pattern matching – cluster analysis, outlier analysis.

**UNIT-IV:****(7 Lectures)**

**BUSINESS INTELLIGENCE APPLICATIONS:** Marketing models – Logistic and Production models – Case studies.

**UNIT-V:****(9 Lectures)**

**FUTURE OF BUSINESS INTELLIGENCE:** Future of business intelligence – Emerging Technologies, Machine Learning, Predicting the Future, BI Search & Text Analytics – Advanced Visualization – Rich Report, Future beyond Technology

**Text Books:**

1. Efraim Turban, Ramesh Sharda, DursunDelen, “Decision Support and Business Intelligence Systems”, 9 th Edition, Pearson 2013

**Reference Books**

1. Larissa T. Moss, S. Atre, “Business Intelligence Roadmap: The Complete Project Lifecycle of Decision Making”, Addison Wesley, 2003.
2. Carlo Vercellis, “Business Intelligence: Data Mining and Optimization for Decision Making”, Wiley Publications, 2009.
3. David Loshin Morgan, Kaufman, “Business Intelligence: The Savvy Managers Guide, Second Edition, 2012.
4. Cindi Howson, “Successful Business Intelligence: Secrets to Making BI a Killer App”, McGraw- Hill, 2007.
5. Ralph Kimball , Margy Ross , Warren Thornthwaite, Joy Mundy, Bob Becker, “The Data Warehouse Lifecycle Toolkit”, Wiley Publication Inc.,2007

| Course Code | Course Name      | Course Structure |   |   |   |
|-------------|------------------|------------------|---|---|---|
| P21XXXXX    | Embedded Systems | L                | T | P | C |
|             |                  | 3                | 0 | 0 | 3 |

Internal Marks: 30

External Marks: 70

**Course Outcomes:** At the end of this course the student will be able to

1. Understand the basic concepts of an embedded system and able to know an embedded system design approach to perform a specific function.
2. The hardware components required for an embedded system and the design approach of an embedded hardware.
3. The various embedded firmware design approaches on embedded environment.
4. Understand how to integrate hardware and firmware of an embedded system using real time operating system.
5. Understand with the different IDEs for firmware development for different family of controllers and embedded operating systems

**UNIT-I:****(9 Lectures)**

**Introduction:** Embedded system-Definition, history of embedded systems, classification of embedded systems, major application areas of embedded systems, purpose of embedded systems, the typical embedded system-core of the embedded system, Memory, Sensors and Actuators, Communication Interface, Embedded firmware, Characteristics of an embedded system, Quality attributes of embedded systems, Application-specific and Domain-Specific examples of an embedded system.

**UNIT-II:****(10 Lectures)**

**Embedded Hardware Design:** Analog and digital electronic components, i/o types and examples, serial communication devices, parallel device ports, wireless devices, timer and counting devices, watchdog timer, real time clock.

**UNIT-III:****(9 Lectures)**

**Embedded Firmware Design:** embedded firmware design approaches, embedded firmware development languages, isr concept, interrupt sources, interrupt servicing mechanism, multiple interrupts, dma, device driver programming, concepts of c versus embedded c and compiler versus cross-compiler.

**UNIT-IV:****(8 Lectures)**

**Real Time Operating System:** operating system basics, types of operating systems, tasks, process and threads, multiprocessing and multitasking, task scheduling, threads, processes and scheduling, task communication, task synchronization. **HARDWARE SOFTWARE CO-DESIGN:** Fundamental Issues in Hardware Software CoDesign, Computational models in embedded design, Hardware software Trade-offs, Integration of Hardware and Firmware.

**UNIT-V:****(9 Lectures)**

**Embedded System Development, Implementation And Testing:** The integrated development environment, Types of files generated on cross-compilation, Dissembler/ De-compiler, Simulators, Emulators and Debugging, Target hardware debugging, Embedded Software development process and tools, Interpreters, Compilers and Linkers, debugging tools, Quality assurance and testing of the design, Testing on host machine, Simulators, Laboratory Tools.

**Case Study:** digital camera hardware and software architecture, embedded systems in automobile, embedded system for a smart card, mobile phone software for key inputs.

### **Text Books:**

1. Embedded Systems Architecture- By Tammy Noergaard, Elsevier Publications, 2013.
2. Embedded Systems-By Shibu. K.V-Tata McGraw Hill Education Private Limited, 2013.

### **References:**

1. Embedded System Design, Frank Vahid, Tony Givargis, John Wiley Publications, 2013.
2. Embedded Systems - Lyla B.Das - Pearson Publications, 2013.

### **Web References:**

1. <https://www.parasoft.com/blog/what-is-an-embedded-system/>

| Course Code | Course Name            | Course Structure |   |   |     |
|-------------|------------------------|------------------|---|---|-----|
|             |                        | L                | T | P | C   |
| P21XXXXX    | Sensors Technology Lab | 0                | 0 | 3 | 1.5 |

Internal Marks: 15

External Marks: 35

**Course prerequisite:**

**Experiments:**

1. Voltage and Current Detection Circuitry
2. Temperature and Pressure Detection Circuitry
3. Water flow and Level detection Circuitry
4. Position Indication (LVDT,Pot)
5. Proximity sensors(inductive)
6. Distance(Ultrasonic) sensor
7. Light sensor
8. Humidity sensor
9. Rainfall and Soil moisture Sensor
10. Motion sensor
11. Measurement of Power and Energy
12. Accelerometer sensor
13. Measurement of Resistance by bridge
14. Measurement of Inductance by bridge
15. Measurement of Capacitance by bridge



| Course Code | Course Name          | Course Structure |   |   |     |
|-------------|----------------------|------------------|---|---|-----|
|             |                      | L                | T | P | C   |
| P21AML01    | Machine Learning Lab | 0                | 0 | 3 | 1.5 |

Internal Marks: 15

External Marks: 35

**Course Objectives:**

1. To introduce students to the basic concepts and techniques of Machine Learning.
2. To develop skills of using recent machine learning software for solving practical problems.
3. To gain experience of doing independent study and research.

**Course Outcomes:**

1. Design java/python programs for various learning algorithms.
2. Apply appropriate data sets to the machine learning algorithms.
3. Identify and apply machine Learning algorithms to solve real world problems.

**List of Experiments:**

1. Implement and demonstrate the FIND-S algorithm for finding the most specific hypothesis based on a given set of training data samples. Read the training data from a .CSV file.
2. For a given set of training data examples stored in a .CSV file, implement and demonstrate the Candidate-Elimination algorithm to output a description of the set of all hypotheses consistent with the training examples.
3. Write a program to demonstrate the working of the decision tree based ID3 algorithm. Use an appropriate data set for building the decision tree and apply this knowledge to classify a new sample.
4. Build a prediction model to perform logistic regression
5. Build an Artificial Neural Network by implementing the Back propagation algorithm and test the same using appropriate data sets.
6. Write a program to implement the naïve Bayesian classifier for a sample training data set stored as a .CSV file.
7. Assuming a set of documents that need to be classified, use the naïve Bayesian Classifier model to perform this task. Built-in Java classes/API can be used to write the program. Calculate the accuracy, precision, and recall for your data set.

8. Write a program to construct a Bayesian network considering medical data. Use this model to demonstrate the diagnosis of heart patients using standard Heart Disease Data Set. You can use Java/Python ML library classes/API.
9. Perform clustering using k-means clustering algorithm.
10. Write a program to implement k-Nearest Neighbour algorithm to classify the iris data set. Print both correct and wrong predictions.
11. Implement the non-parametric Locally Weighted Regression algorithm in order to fit data points. Select appropriate data set for your experiment and draw graphs.



| Course Code | Course Name        | Course Structure |   |   |     |
|-------------|--------------------|------------------|---|---|-----|
|             |                    | L                | T | P | C   |
| P21XXXXX    | OOAD Using UML Lab | 0                | 0 | 3 | 1.5 |

Internal Marks: 15

External Marks: 35

**Course Objectives:**

1. Construct UML diagrams for static view and dynamic view of the system.
2. Generate creational patterns by applicable patterns for given context.
3. Create refined model for given Scenario using structural patterns.
4. Construct behavioral patterns for given applications.

**Course Outcomes:**

1. Understand the Case studies and design the Model.
2. Understand how design patterns solve design problems.
3. Develop design solutions using creational patterns.
4. Construct design solutions by using structural and behavioral patterns

**Week 1:**

(Familiarization with Rational Rose or Umbrella For each case study:

**Week 2, 3 & 4:** For each case study:

1. Identify and analyze events
2. Identify Use cases
3. Develop event table
4. Identify & analyze domain classes
5. Represent use cases and a domain class diagram using Rational Rose
6. Develop CRUD matrix to represent relationships between use cases and problem domain classes

**Experiment Week 5 & 6:** For each case study:

1. Develop Use case diagrams
2. Develop elaborate Use case descriptions & scenarios
3. Develop prototypes (without functionality)
4. Develop system sequence diagrams

**Week 7, 8, 9 & 10:** For each case study:

1. Develop high-level sequence diagrams for each use case
2. Identify MVC classes / objects for each use case
3. Develop Detailed Sequence Diagrams / Communication diagrams for each use case showing interactions among all the three-layer objects
4. Develop detailed design class model (use GRASP patterns for responsibility assignment)

5. Develop three-layer package diagrams for each case study

**Week 11 & 12:**For each case study:

1. Develop Use case Packages
2. Develop component diagrams
3. Identify relationships between use cases and represent them
4. Refine domain class model by showing all the associations among classes

**Week 13:** For each case study:

Develop sample diagrams for other UML diagrams - state chart diagrams, activity diagrams and deployment diagrams.



| Course Code | Course Name                  | Course Structure |   |   |   |
|-------------|------------------------------|------------------|---|---|---|
|             |                              | L                | T | P | C |
| P21XXXXX    | Web Development Using Django | 1                | 0 | 2 | 2 |

External Marks: 50

### Course Objectives:

1. The main objective Django is a high-level Python web framework that enables rapid development of secure
2. Python web framework on maintainable websites.

**Course Outcomes:** At the end of the course, student will be able to

1. find developers for your team or extend an existing team

**Software Requirements:** Python

### List of Experiments

1. Email Sender web development using DJANGO /Python
2. Login System in web development using Django
3. Text to HTML web development using Django
4. Password Safe App web development using Django
5. Hospital Management System web development using Django
6. Automatic Tweet Posting App web development using Django
7. Design of Dictionary application on web development using Django
8. Quiz App web development using Django
9. Weather App Using web development using Django
10. Online School System web development using Django

### Text Books:

1. Django for Beginners: Build websites with Python and Django by William S. Vincent, Welcome To Code, 2022.

### Reference Books:

1. Django for Professionals by Vincent, Independently Published, W.S. 2022
2. Light weight Django: Using REST, Web Sockets, and Backbone Julia Elman, Mark Lavin by "O'Reilly Media, Inc.", 2014

| Course Code | Course Name                    | Course Structure |   |   |   |
|-------------|--------------------------------|------------------|---|---|---|
| P21XXXXX    | Design Thinking for Innovation | L                | T | P | C |
|             |                                | 2                | 0 | 0 | 0 |

Internal Marks: 30

External Marks: 70

**UNIT-I: Design thinking Evolution**

Definitions and stories. Design thinking Importance, and Impact-History and Evolution of Design Thinking, - Three Space of Innovation in Design Thinking- knowledge funnel - Design Thinking Process, -Design thinking mindset for innovation

**UNIT-II: Building confidence, Mindset and Building Team**

Myths of Innovation- Myths of Creativity-Creative Confidence-Innovators DNA - 5 forces of growth (SEPIA),- 5 frictional forces (DCAFE),- 3 capacity levers (VAL)- Building Design Teams.

**UNIT-III: Empathy-Define**

Initial Problem Description - beginner's mindset-5whys,- persona development- Empathy mapping-interview with empathy and stories collection-Question the critical assumptions -Reframe Problem Definition – (PoV) point of view- how might we

**UNIT-IV: Ideation**

Ideation and Visualization- Brainstorming-SCAMPER-Mind mapping-sketch –structure idea-Storyboard-Customer Co-Creation-Provocation-Role-play

**UNIT-V: Prototyping -Testing**

Step-by-step prototyping & low fidelity prototyping -Testing Prototyping -feedback capturing grid, conduct A/B Testing-Experiment grid, user retrospective board- Create a Pitch of the prototype

**Text Books:**

1. An AVA Book, "Design Thinking", AVA Publishing, 2010
2. Dr.BalaRamaduri, "Karmic Design Thinking", 2020, ISBN:978-9354190100

**Reference Books:**

1. proach", 3rd edition, Springer, 2007
2. Tom Kelley, Jonathan Littman, "Ten Faces in Innovation", Currency Books, 2006
3. Liedtka, Jeanne and Ogilvie, Timothy, Ten Tools for Design Thinking
4. The Design Thinking Playbook: Mindful Digital Transformation of Teams, Products, Services, Businesses, and Ecosystems by Michael Lewrick
5. The Myths of Innovation by Scott Berkun, Publisher(s): O'Reilly Media, IncISBN: 9781449389628



6. The Myths of Creativity: The Truth About How Innovative Companies and People Generate Great Ideas, D Burkus Jossey-Bass, San Francisco, CA (2014), 214 pp, ISBN: 978-1-118-61114-2
7. Creative Confidence: Unleashing the Creative Potential within Us All by (Author), David Kelley (Author)
8. The innovator's DNA: mastering the five skills of disruptive innovators Author: Dyer, Jeff Gregersen, Hal B, 1958-Christensen, Clayton M Published: Boston, Mass: Harvard Business Press, [2011]
9. Collective Genius: The Art and Practice of Leading Innovation, Authors: Linda A Hill, Greg Brandeau, Emily Truelove, Kent Lineback
10. Change by Design, by Tim Brown
11. Unmukt-Science and Art of Design Thinking Authors Arun Jain School of Design Thinking 2019
12. The Design Thinking Play Book by Michael Lewrick, Patrick Link & Larry Leifer, Wiley Press, 2018
13. The Design of Business: Why Design Thinking Is the Next Competitive Advantage. Martin, R. (2009). Boston, MA: Harvard Business Press.

**Online Resources:**

1. <https://www.interaction-design.org/literature/topics/design-thinking>
2. <https://www.interaction-design.org/literature/article/how-to-develop-an-empathic-approach-in-design-thinking>
3. <https://medium.com/dc-design/what-is-human-centered-design-6711c09e2779>
4. <https://think.design/user-design-research/user-testing/>
5. Mentor-DesignThinking.pdf (aim.gov.in)
6. Mentor-DesignThinking.pdf (aim.gov.in)